

Tuesday 2nd March

L.O: To punctuate speech

Task 1







Can you remember how to punctuate direct speech? Can you remember our steps to success - the speech sandwich?

Open today's PowerPoint to remind yourself of how to punctuate speech correctly.

If you need a little more practise, watch the video to remind yourself of how to punctuate direct speech correctly.

<https://www.youtube.com/watch?v=6-YFmLctwDY>

Steps to success

					
1) Open inverted commas.	2) Capital letter.	3) Speech Sentence.	4) Mark it .,?!.	5) Close inverted commas.	6) Tell the reader who is speaking.

Task 2

- Read the speech bubbles on [King Midas and his barber](#).
- Write these speech bubbles as properly punctuated direct speech. Remember to use the steps to success and check each one carefully.

King Midas and his barber

King Midas

The barber



Close the door and lock it.

You need to take your hat off.


Stand behind me.

Thank you.



King Midas and the Barber

Write some of the direct speech with proper punctuation here.



A large rectangular writing area with a decorative orange and black zigzag border. The interior is white with horizontal lines for writing.