

Y3 Wider Curriculum - Music

Week beginning 22.02.21

Task 1

Today, you will need 2 pieces of A4 paper (it doesn't matter what colour you use) because you will be making two paper fans to use in a Jasmine Flower Fan Dance. You will also need 2 strips of sellotape.

LO: To link movement to a pentatonic piece of music



Last lesson, we looked at how Chinese instruments are classified and learnt about one woodwind and one string. We also used Chrome Music Lab (Song-Maker) to compose a piece of music for a graceful fan dance. We used the pentatonic notes in C Major; pentatonic uses the 1st, 2nd, 3rd, 5th and 6th notes of a scale, for example:

In C major, we have the following notes : C D E F G A B C

C	D	E	F	G	A	B
1st	2nd	3rd	4th	5th	6th	7th

So, the pentatonic notes we use will be: **C, D, E, G** and **A**

Fan dances are ancient; they developed as a way to share stories, preserve the culture and communicate feelings and emotions without words. They are still performed in ceremonies such as Chinese New Year. Fans are thought to be good luck charms and also expressions of generosity. Click on the link to see a fan dance:



<https://www.youtube.com/watch?v=HUxNesJZKy4>






Now, have your two pieces of paper in front of you and sellotape. If you want to decorate your fans, I would recommend decorating **both** sides of your paper and do this **before** you start the video below. Make it colourful - felt tips, gel pens, even glitter if you'd like! Since we are going to perform movements to a Jasmine Flower fan dance, you may wish to decorate it with:

- jasmine flower drawings
- pentatonic note names (remember to use capital letters for note names)
- notation

Jasmine flowers:



Examples of Notation:

Note	Name	Length
	Quaver	$\frac{1}{2}$ beat
	Crotchet	1 beat
	Minim	2 beats
	Dotted-Minim	3 beats
	Semi-Breve	4 beats

Click on the link below and follow the instructions:

https://www.youtube.com/watch?v=PU_xrc9r8H8

You can take a picture of the details on your decorated fans and post on Class Dojos 😊

Challenge:

If you enjoyed the fan dance and you have time, create your own tune on Music Lab Song-Maker like we did in the last lesson (remember to **change the settings to Pentatonic**); melody in the top, base chords in the bottom. Add your own actions whilst it is playing!

Task 2

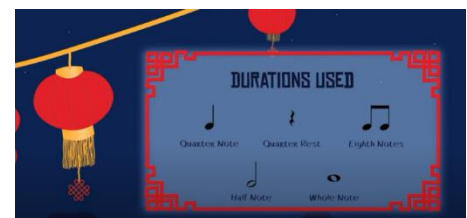
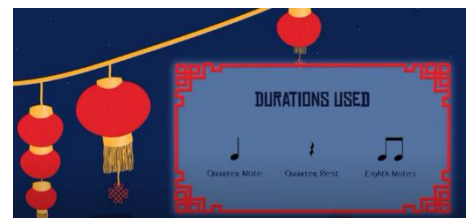
Have a go at clapping the following Lunar rhythms! **Fun fact:** the title logo for Lunar relays the message of 'Happy New Year' in five different languages, each from a different country that celebrates the Lunar New Year!

- **Easy mode** uses crotchet and quaver note duration as well as a crotchet rest.
Remember, a crotchet = 1 beat, a quaver = $\frac{1}{2}$ a beat, so 2 quavers must be clapped in the same time as a 1 beat.

<https://www.youtube.com/watch?v=qgxysSW1neQ>

- **Challenge** Try the Intermediate mode for a challenge! This uses crotchet, quaver, minim and semibreve durations as well as a crotchet rest.
A crotchet = 1 beat, a quaver = $\frac{1}{2}$ a beat, a minim = 2 beats and a semibreve = 4 beats.

<https://www.youtube.com/watch?v=hzIGcdo26uU>



I hope you enjoy today's music!