



1 Here is some fruit.



a) Complete a tally chart.

b)



I will use a circle for each piece of fruit.

Draw Dora's pictogram.

c)



I will use a circle for every 2 pieces of fruit.

Draw Tommy's pictogram.

d) Whose pictogram do you prefer? Why?

2 Class 2 vote for whether they would like to play tennis, football or netball.

The tally chart shows the votes.

Sport	Tally	Total
Tennis		5
Football		20
Netball		10

a) Complete the pictogram.

Sport	
Tennis	○
Football	
Netball	

Key

○ = 5 votes

b) Complete the pictogram.

Sport	
Tennis	
Football	
Netball	○

Key


○ = 10 votes


2 Class 2 vote for whether they would like to play tennis, football or netball.

The tally chart shows the votes.

Sport	Tally	Total
Tennis		5
Football		20
Netball		10


a) Complete the pictogram.


Sport	
Tennis	
Football	
Netball	

Key
 = 5 votes



b) Complete the pictogram.

Sport	
Tennis	
Football	
Netball	

Key
 = 10 votes



3 The tally chart shows the weather for 55 days.

Weather	Tally
Sun	
Cloud	
Rain	

a) Draw a pictogram to show this information.

Choose your own key.

b) Compare pictograms with a partner.

What is the same? What is different?

