

# Monday 10<sup>th</sup> February

L.O: To analyse a recipe

## Task 1

Read *Betty's Butty*. Which, in your opinion, is the worst foods described? Highlight or underline the 3 worst foods.

### Betty's Butty

At Betty's Butty you will find  
Delicious food of every kind:  
Fried rats' tails and slugs on toast -  
Though beetle dung's a tasty roast.

At Betty's Butty try the worms -  
Oh come on! Don't sit there and squirm.  
Mixed with spaghetti, they're a treat  
Though some might find them rather sweet.

At Betty's Butty, there's much more  
Which hungry children will adore:  
Shredded boots and old-shoe stew -  
These delicacies are good for you.

At Betty's Butty - try her cakes!!!  
They're often made from rotting snakes  
But with rat sauce and sweet poo spice  
I think you'd find them rather nice.

At Betty's Butty - - Oh! Come back-  
I haven't started yet on snacks!  
Well, since you don't want help from me  
I'm off to get some green grass tea.



Why do you think the 3 foods you have highlighted would be really gross? Explain your answers.

1. I think \_\_\_\_\_ would be gross because \_\_\_\_\_

\_\_\_\_\_.

2. In my opinion, \_\_\_\_\_ would be disgusting because

\_\_\_\_\_.

3. I believe \_\_\_\_\_ would taste awful because

\_\_\_\_\_.

## Task 2

### Read gross recipes

- Look at the *Gross Recipe - Pictures*. These have all been made to be edible but to look awful.
- Cut out and match the *Picture*, *Ingredients* and *Methods*.  
Which of these recipes do you think looks best? If you had to choose one which one would you try?

**Gross Recipes - Pictures**

**Frogspawn**



**Rotten Eggs**



**Eyeball Ice Cubes**



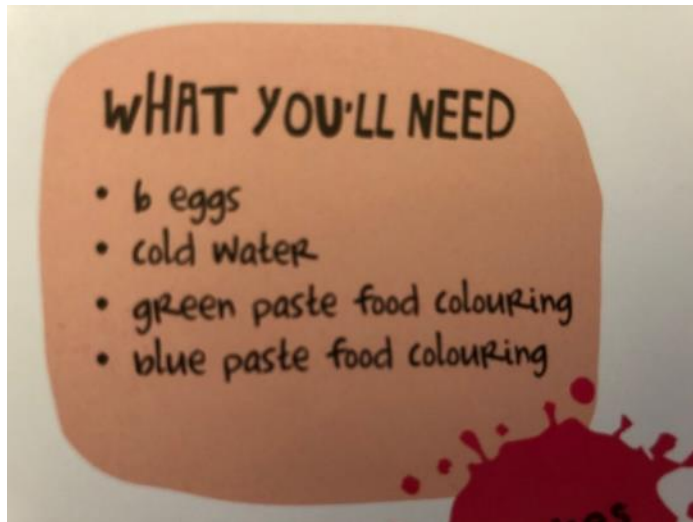
**Roasted Mice**



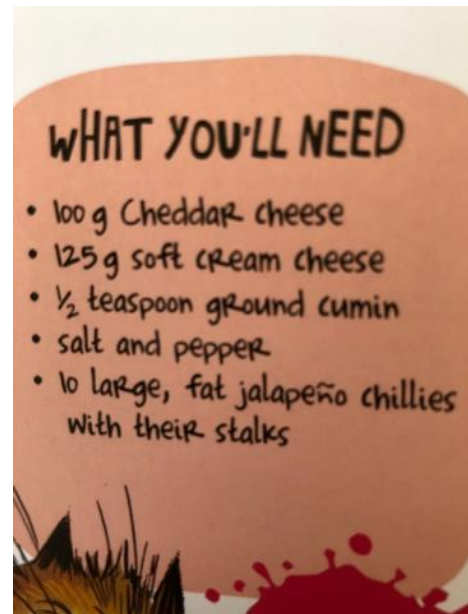
*from This Cookbook is Gross by Susanna Tee*

## Gross Recipes - Ingredients

1



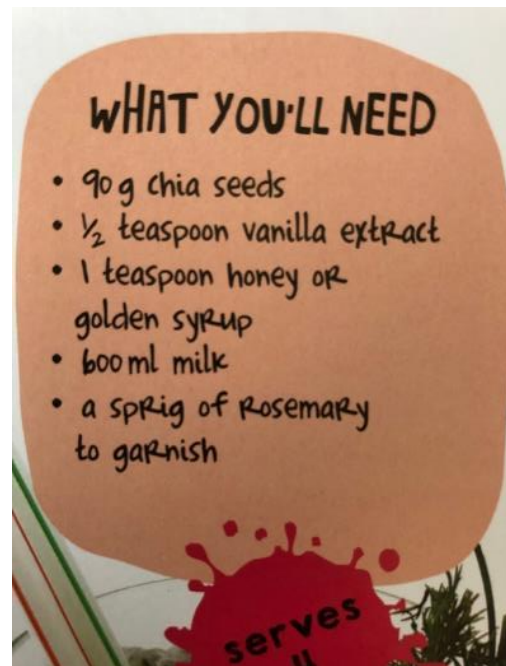
2



3



4



from *This Cookbook is Gross* by Susanna Tee



## Gross Recipes - Methods

**A**

**1** Using a sieve, drain the tin of lychees into a bowl. Put the liquid to one side. Place the lychees on several pieces of paper towel and leave to dry for 30 minutes.

**2** Using a teaspoon, carefully stuff a little jam into each of the lychees' holes so that they are filled.

**3** Press a blueberry into the jam to look like the eyeball's pupil. Repeat for every lychee.

**B**

TO BED AND SERVE IT FOR BREAKFAST.

**1** Put the chia seeds in a bowl or divide evenly between four small glass jars.

**2** Pour the milk into a jug. Add the vanilla extract and honey or golden syrup, and stir together.

**3** Pour the milk mixture over the chia seeds so that they are fully covered.

**4** Stir together and then leave in the fridge to soak for 3–4 hours or overnight. The chia seeds will absorb the liquid and expand. It will look thick when it is ready.

**C**

**1** Grate the Cheddar cheese and put in a large bowl. Add the cream cheese and ground cumin. Season with salt and pepper and mix together.

**2** Ask an adult to help you use a sharp knife to slit the chillies lengthwise down one side to make a pocket. Leave the stems on, as these will be the mouse tails. Scoop out the seeds using a small spoon.

**3** Using your hands, stuff the cheese mixture into the chillies. Press the cut edges together to seal the filling. Clean any excess cheese off the outside of the chillies with a clean paper towel.

**D**

**1** Put the eggs in a saucepan, cover with cold water and slowly bring to the boil. Then simmer gently for 10 minutes.

**2** As soon as the eggs are cooked, drain and put under cold running water until they are cool.

**3** Gently roll the eggs on the work surface to loosen them and to create cracks all over the shells. Don't remove the shells yet.

**4** Fill the saucepan with enough cold water to cover the eggs and add a few drops of the green and blue food colouring to make a dark colour.

**5** Gently add the eggs to the water and leave for 30 minutes.

To make "bloody" eggs use red food colouring

*from This Cookbook is Gross by Susanna Tee*

## Gross Recipes – Answers

### Frogspawn



Ingredients – 4

Method - B

### Rotten Eggs



Ingredients – 1

Method - D

### Eyeball Ice Cubes



Ingredients – 3

Method - A

### Roasted Mice



Ingredients – 2

Method - C