

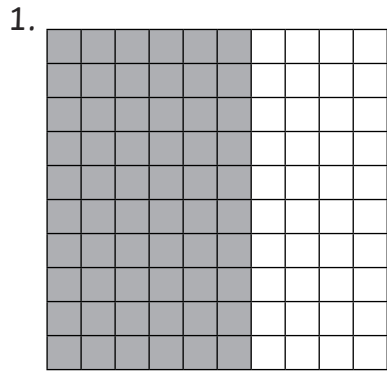


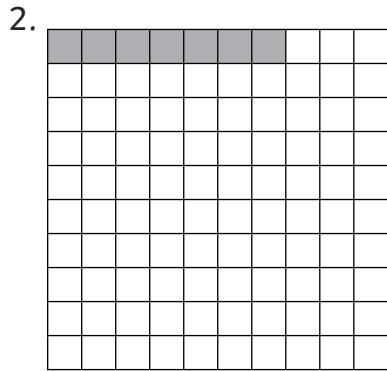
Percentage Colouring

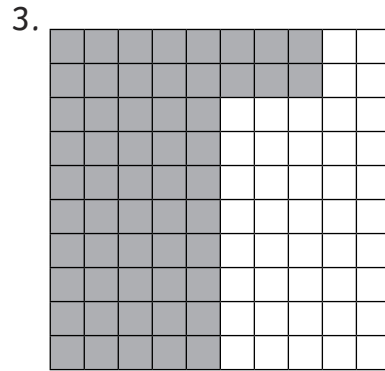
I can recognise and write percentages.

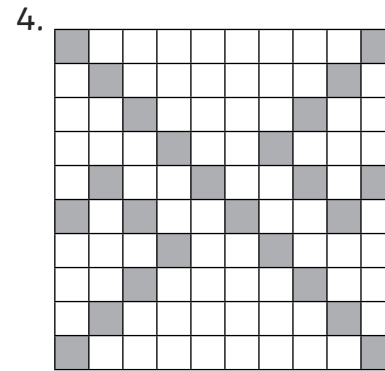


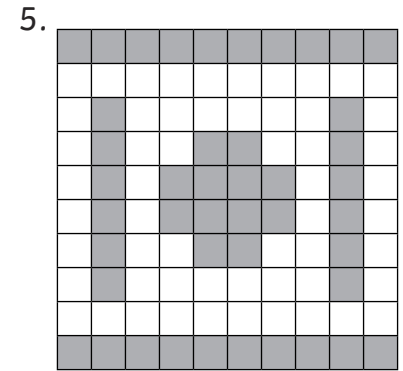
What percentage of each grid is coloured in?








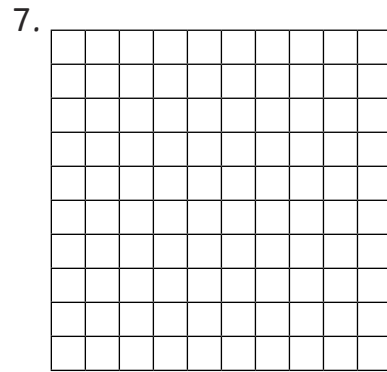





Colour in the squares to represent the percentages shown.



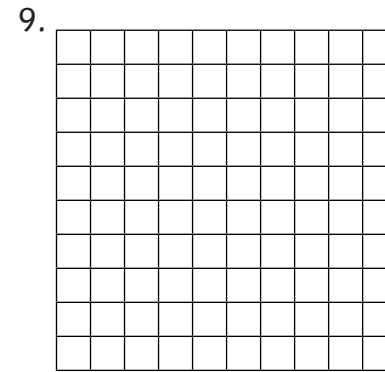
30%



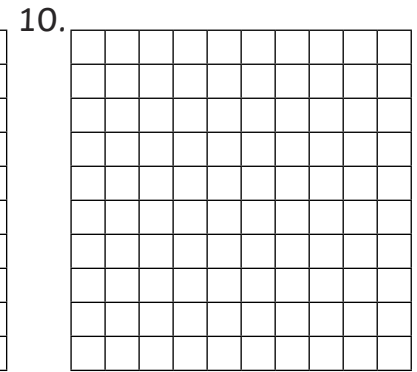
19%



72%



6%



91%

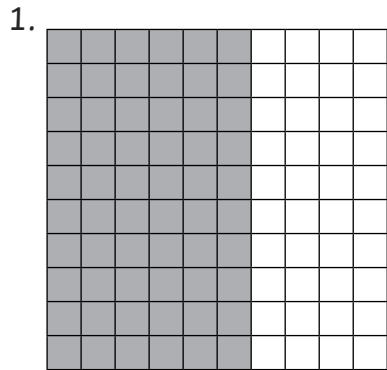


Percentage Colouring Answers

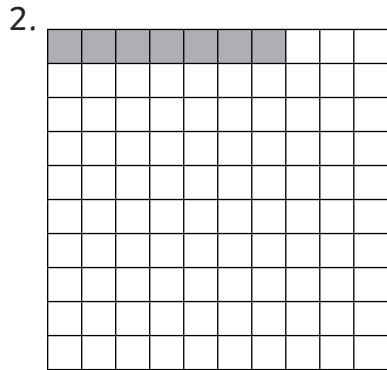
I can recognise and write percentages.



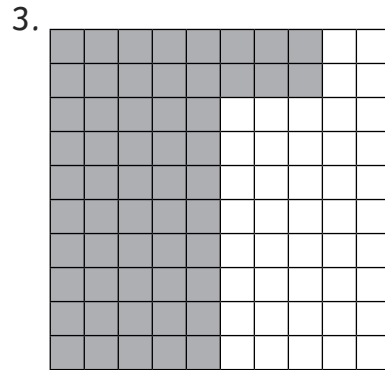
What percentage of each grid is coloured in?



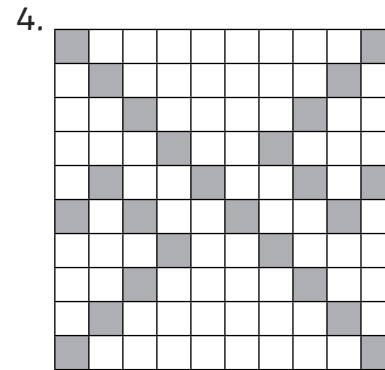
60%



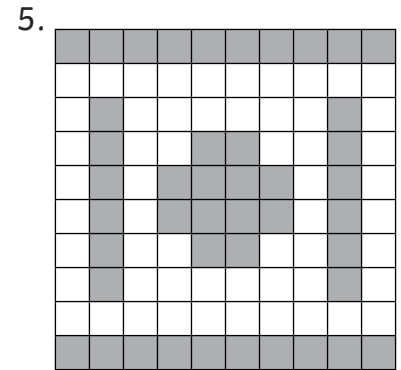
7%



56%



24%



44%

Colour in the squares to represent the percentages shown.

6.
*30 squares should
be coloured in*

7.
*19 squares should
be coloured in*

8.
*72 squares should
be coloured in*

9.
*6 squares should
be coloured in*

10.
*91 squares should
be coloured in*




Percentage Colouring

I can recognise and write percentages.

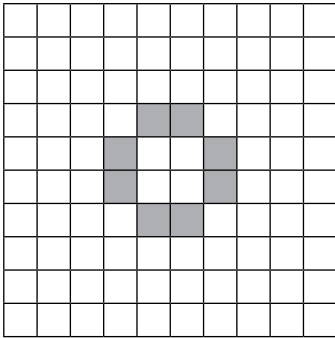


What percentage of each shape is coloured in?


1.



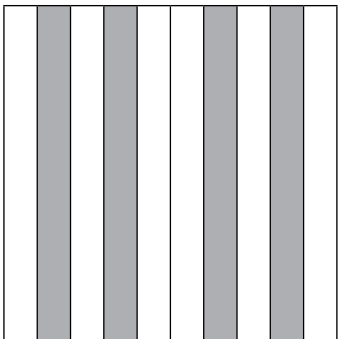
2.



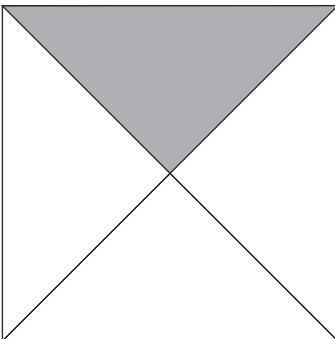
3.



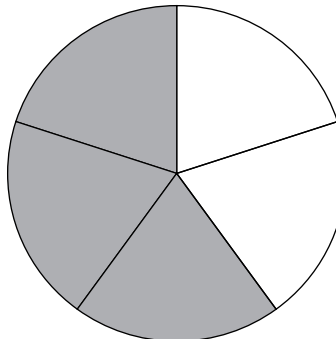
4.



5.




6.




Colour in each shape to represent the percentage shown.

7.




67%

8.



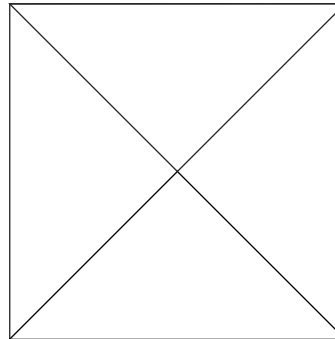
23%

9.




7%

10.



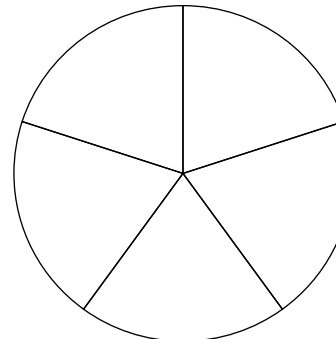
50%

11.



70%

12.



80%




Percentage Colouring Answers

I can recognise and write percentages.



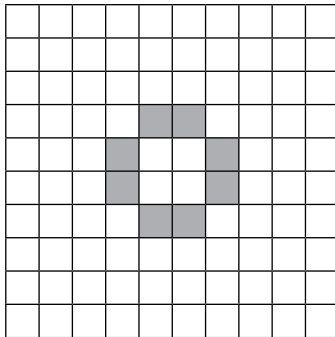
What percentage of each shape is coloured in?

1.




36%

2.



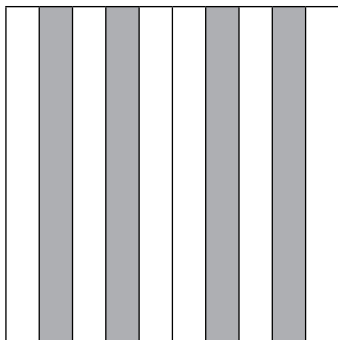
8%

3.



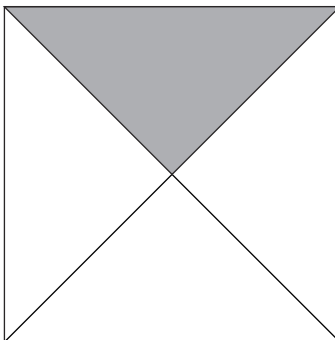
68%

4.



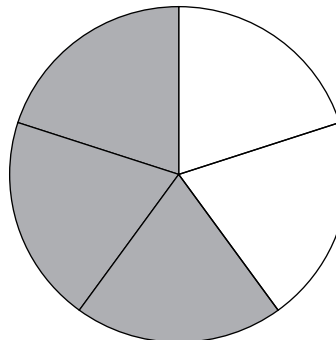
40%

5.



25%

6.



60%

Colour in each shape to represent the percentage shown.

7.

67 of the squares should be coloured in

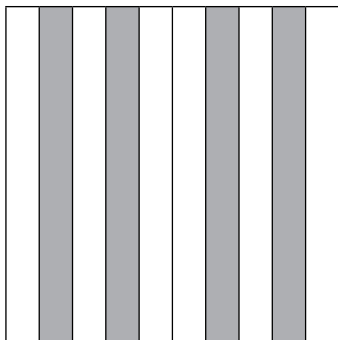
8.

23 of the squares should be coloured in

9.

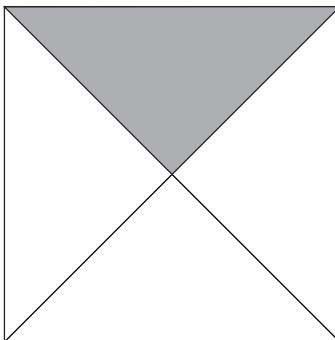
7 of the squares should be coloured in

4.



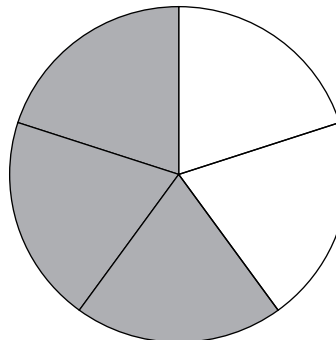
40%

5.



25%

6.



60%

10.

2 of the squares should be coloured in

11.

7 of the rectangles should be coloured in

12.

4 of the pieces should be coloured in




Percentage Colouring

I can recognise and write percentages.




What percentage of each shape is coloured in?


1.




2.



3.



7.



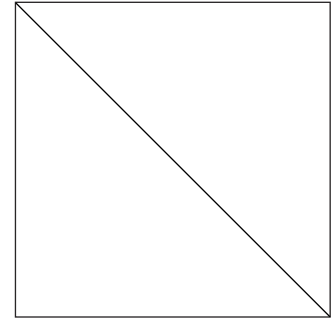
9%

8.



80%

9.

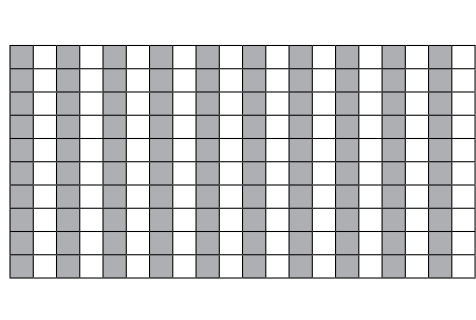


50%

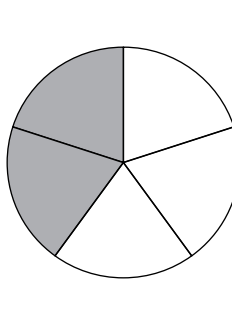
4.




5.



6.

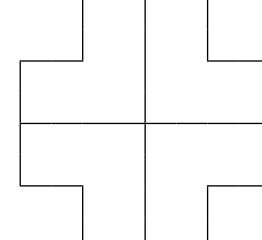


10.



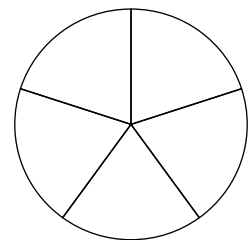
32%

11.



75%

12.



60%




Percentage Colouring Answers

I can recognise and write percentages.



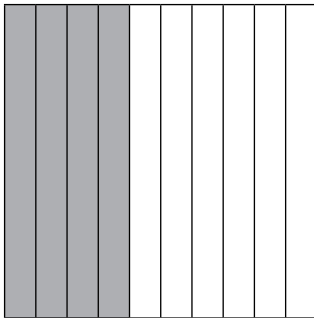
What percentage of each shape is coloured in?

1.



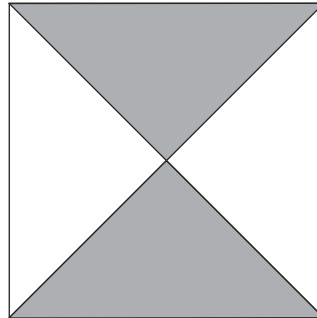
42%

2.



40%

3.



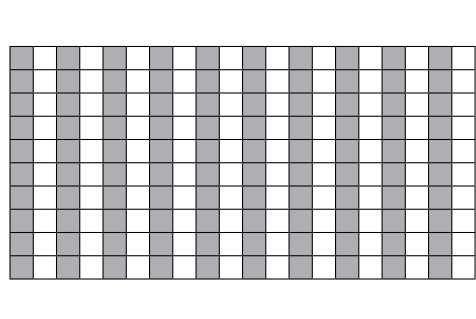
50%

4.



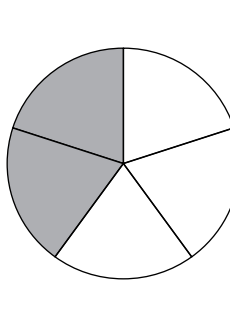
60%

5.



50%

6.



40%

Colour in each shape to represent the percentage shown.

7.

9 of the squares should be coloured in

8.

8 of the rectangles should be coloured in

9.

1 of the triangles should be coloured in

10.

64 of the squares should be coloured in

11.

3 of the pieces should be coloured in

12.

3 of the pieces should be coloured in