

















DT Lesson 2: L.O: To recognise and select the correct equipment for a recipe

Task 1 Use the word bank below to write or cut and stick the correct name for each piece of equipment.

Can opener	Fork	Muffin/ bun tin	Weighing scales
Wooden spoon	Measuring jug	Cooling rack	Mixing bowl
Vegetable knife	Vegetable peeler	Chopping board	Grater
Measuring spoons	Sieve	Plastic spatula	Kitchen scissors

Task 2

Choose 2 of the recipes and list the equipment you would need for each ingredient. Challenge use the verb to say what you would use each piece of equipment for. Here is a WAGOLL to help you:

Blueberry and Banana Muffins	Equipment	CHALLENGE:
	Measuring bowl Wooden spoon	I will <u>mix</u> all the ingredients together in the bowl with the spoon.
	Muffin tray	I will <u>put</u> all the ingredients in the muffin tray once mixed together.
180g oats	Measuring scales	I will use the scales to <u>weigh</u> the oats.
2 bananas (mashed)	Fork	I will use the fork to <u>mash</u> the banana.
2 eggs	Measuring bowl	I will carefully <u>crack</u> the eggs in to the bowl.
2 teaspoons (tsp) of vanilla extract	Teaspoon	I will <u>measure</u> 2 teaspoons of vanilla extract.
2 tsp of baking powder	Teaspoon	I will <u>measure</u> 2 teaspoons of baking powder.
2 handfuls of blueberries	hands	I will <u>pick up</u> 2 handfuls of blueberries with my hands.

Recipe	Equipment	CHALLENGE:

Useful verbs for challenge		
Crack / break Grate Mash Measure	Mix Peel Pick up Put / place	Sprinkle Squeeze Weigh

