

Year 5  
Creative Writing  
Pack



Inside this booklet, you will find some ideas for Creative Writing projects that we would like you to partake in as part of your home-learning.

Please aim to do one page per-day.

Below, you will find a list of the key Year 5 writing skills we should see in your writing. Please try to include these as much as possible:

### Stupendous Speech!

Use the following checklist to make sure you punctuate speech correctly!

	I can...
Tell the reader who is speaking:	
Explain how it is said using an interesting verb:	
Explain how it is said using an interesting adverb:	
Use a comma when the name comes before the speech to 'screw it in':	
Open inverted commas:	
Put a piece of punctuation at the end of the spoken words:	
Close inverted commas:	
Start a new line for a new speaker!	

Add a 'whilst' clause for extra characterisation:

The warrior declared bravely, *whilst holding his sword in the air*, "I will destroy the monster!"

### Starting line openers!

"He", "She" and "it" are dull ways to open a new sentence. Use some of these more interesting techniques to achieve more exciting writing!

**'Ed' openers to tell the reader the character's emotion:**

Exhausted by his tiring journey, Joey sat down to rest.

**'ing' openers to tell the reader an action (verb):**

Sobbing like a child, the woman screamed in terror.

**Simile starters which begin with 'like' or 'as':**

Like a razor-sharp knife, the rain cut through the sky.

As soft as cotton, the bear's fur was shaggy and wet.

**Adverb starters which begin with an 'ly' word:**

Furiously, the hunter fired his arrow.

**Fronted adverbials for 'where' or 'when':**

In the spine-chilling forest, the woman walked silently around the thick plants.

### Punctuation Reminders:

<b>A</b>	Capital letters for sentences, initials and proper nouns.
.	Full stops
!	Exclamation marks for exclamations or surprise.
?	Question marks
'	Apostrophes for possession and missing letters.
,	Commas in lists, and to mark parenthesis, fronted adverbials and clauses.
...	Ellipsis to show a long pause for tension.
" "	Inverted commas for speech (Don't forget the commas too!).
-	Hyphen to connect words together.
-	Dashes to show longer pauses or parenthesis.
()	Brackets for parenthesis.

### Splendid Subordination!

Use these conjunctions in varied places in your multi-clause sentences:

if because as  
before after until  
unless since when

Can you use a subordinate clause in different places in your sentences?

### It's All Relative!

Use a relative pronoun to add a relative clause.

**who, which, where, when, whose, that**

The Queen, who has reigned for 60 years, has four children.

Hedgehogs eat garden snails, which is important within the food chain.

The stench was so putrid that it made her eyes water.

They had ventured deep into the forest where they began to feel uneasy.

# Modal verbs

Use modal verbs to show how certain something is:

Definite		Maybe		Definitely Not		Should/Should not	
Will	You <u>will</u> do your homework!	Can	We <u>can</u> go to the park if you like?	Won't	I <u>won't</u> argue about this!	Should	You <u>should</u> wash your hands before you eat.
Must	You <u>must</u> wear a coat.	Could	I <u>could</u> go to McDonalds or KFC.	Can't/ Can not	You <u>can't</u> play out today.		
Have to	I <u>have to</u> go to work today.	May	You <u>may</u> go outside to play.	Will not	It <u>will not</u> snow tomorrow.	Ought to	We <u>ought to</u> book our holiday soon.
Shall	Cinderella <u>shall</u> go to the ball!	Might	It looks like it <u>might</u> rain today!	Shan't	Sorry, but I <u>shan't</u> be at dinner on time.		

## Comma king!

Use commas for a range of different reasons within your writing:

- Before dialogue.
- Relative clauses.
- Connect openers.
- To punctuate lists of adjectives.

## Figurative language strategies:

- **Simile** - Use the word "like" or "as" to compare.
- **Metaphor** - Say one thing is another thing.
- **Personification** - Making an object or thing sound like it is alive, by using active verbs.
  - **Hyperbole** - Over-exaggerating.
  - **Pathetic Fallacy** - Personifying the weather to mimic a characters emotion.
- **Onomatopoeia** - A word that sounds like the sound it makes.
- **Symbolism** - Using a theme within figurative language, and weaving it right through the text.

## Spellings...I need to know some of these:

accommodate	correspond	hindrance	recognise
accompany	criticise	individual	recommend
according	curiosity	interfere	relevant
achieve	definite	interrupt	restaurant
aggressive	desperate	language	rhyme
amateur	determined	leisure	rhythm
ancient	develop	lightning	sacrifice
apparent	dictionary	marvellous	secretary
appreciate	embarrass	mischievous	shoulder
attached	environment	muscle	sincere
available	equip(-ped)	necessary	sincerely
average	equipment	neighbour	soldier
awkward	especially	nuisance	stomach
bargain	exaggerate	occupy	sufficient
bruise	excellent	occur	suggest
category	existence	opportunity	symbol
committee	explanation	parliament	system
communicate	familiar	physical	temperature
community	foreign	prejudice	thorough
competition	forty	privilege	twelfth
conscience	frequently	profession	variety
conscious	government	programme	vegetable
controversy	guarantee	pronunciation	ver
convenience	harass	queue	y

# Ride of Passage

## Story-boarding

Your task is to watch the video "Ride of Passage". There are three ways you can find this video.

- 1) Search "Ride of Passage" on Youtube and click on the first link."
- 2) Use your iPad or phone camera to scan the QR Code. This should take you to the video:
- 3) Type the following link into your browser:

[www.tinyurl.com/rideofpassage](http://www.tinyurl.com/rideofpassage)



When you have watched the video, create a comic strip story-board that shows what happens in the story.

Picture					
Description					
Picture					
Description					

# Ride of Passage

## Setting Description: Building Ideas

Look at the image of a rainforest below. Your task is to annotate everything you can see in this picture, using arrows and labels. Where possible, try to use high-level vocabulary and figurative language. I've done one for you:

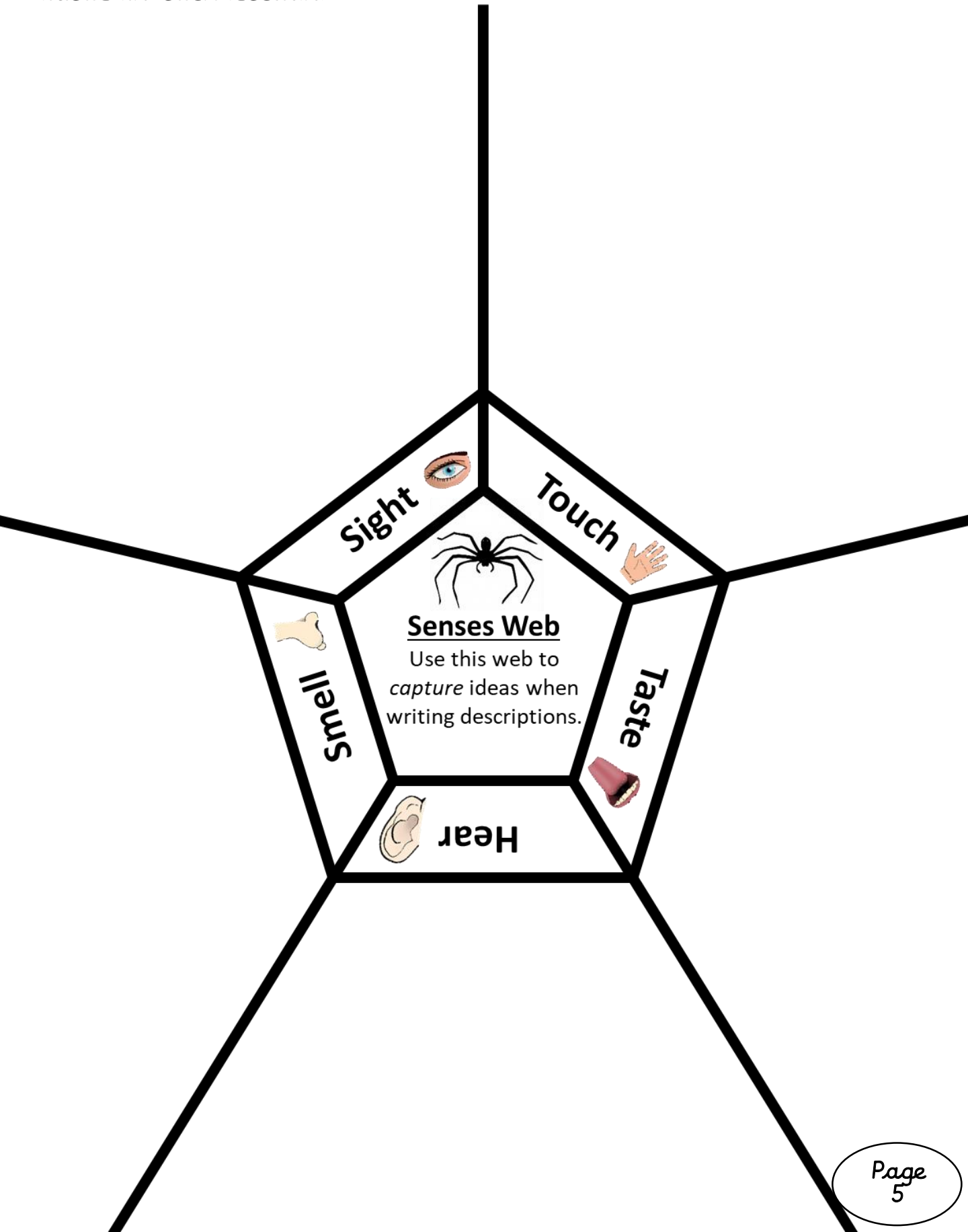
Vibrant, cerise orchids, as bright as lightbulbs.



# Ride of Passage

## Setting Description Expanding ideas and detail.

Using your notes from the previous page to begin, start to add more detail to your images by filling in the senses web. Try to get at least 5 ideas in each section.



# Ride of Passage

## Setting Description: Hyphenated words and synonyms

Looking at the colour thesaurus below, can you write descriptions of anything you can see, using hyphenated adjectives.

Look at my example below:

- The flowers, that were blowing in the wind, were amethyst-pink.

# Colour comparisons!

Tired of describing colours in the same old boring ways? Why not use some of these thought-provoking ideas?



# *Ride of Passage*

*Setting Description: Hyphenated words and synonyms*



# Ride of Passage

## Setting Description: Relative Clauses

### Relative Clauses:

Can you add relative clauses to this simple sentence to make it more interesting?

Try adding different relative pronouns to see how it changes the sentence.

that

who

whom

whose

which

### Example:

#### Simple Sentence:

The flowers were amethyst-pink.

#### Improved with a Relative Clause:

The flowers, which smelled sweeter than honey, were amethyst-pink.

### Improve the sentences:

#### Simple sentence:

The vines hung from the canopy like streamers.

#### Improved with a Relative Clause:

The vines, which \_\_\_\_\_,  
hung from the canopy like streamers.

#### Simple sentence:

A beautiful stream trickled over the forest floor like magic.

#### Improved with a Relative Clause:

A beautiful stream, \_\_\_\_\_  
\_\_\_\_\_, trickled over the forest floor like magic.

# Ride of Passage

## Setting Description Relative Clauses

Improve the sentences:

Simple sentence:

A stunning waterfall crashed to the ground in a crescendo.

Improved with a Relative Clause:

Make your own:

Simple Sentence:

Improved with a Relative Clause:

# Ride of Passage

## Setting Description: Independent Writing

Using what we have learned so far, write a setting description to describe a rainforest setting. Use the image below to start your imagination, or scan the QR code and use the video attached as your inspiration. Try to write at least 3 different paragraphs. Each one should be about a different feature of the setting.



Ride of Passage

Setting Description: Independent Writing

# Ride of Passage

## Character Description: Idea Building

Look at the image of the main character below. Your task is to annotate everything you can see in this picture, using arrows and labels. Where possible, try to use high-level vocabulary and figurative language. I've done one for you:









Calloused feet, that  
are stained with  
dirt.

# Ride of Passage

## Character Description: Inference

In the table below, can you come up with one idea of how the main character may act that could show the reader how he is feeling, rather than telling them. Think about their body language and movements.

I've done one example for you.

 Disappointed	 Angry	 Shocked
The boy's body slumped and he let out a deep sigh.		
 Scared	 Amazed	 Pleased

# Ride of Passage

## Character Description: Similes

Similes use the words "Like" or "As" (Or in some cases, "More... than..." or "Less... than...")

Look at the different features you have labelled on your image of the boy. Can you write similes to describe the different features?

Example:

Simple Sentence:

His hair was brown and shaggy.

Improved with a simile:

His hair was as brown and shaggy as a lion's mane.

Improve the sentences:

Simple sentence:

The boy's eyes glistened azure-blue.

Improved with a simile:

The boy's eyes were as azure-blue as \_\_\_\_\_.

Simple sentence:

His hair was rough and messy.

Improved with a simile:

His hair was rough and messy like \_\_\_\_\_.

Simple sentence:

His spear was long and thin.

Improved with a simile:

# Ride of Passage

## Character Description: Similes

Improve the sentences:

Simple sentence:

The boy's feet \_\_\_\_\_.

Improved with a simile:

Make your own:

Simple sentence:

Improved with a simile:

Simple sentence:

Improved with a simile:



# Ride of Passage

## Character Description: Expanded Noun Phrases.

Expanded noun phrases are when we describe something using the following pattern:

Adjective , adjective noun with adjective noun

Have a look at my example:

The boy had muddy, grimy feet with chipped toenails.

Have a go at describing the following things using expanded noun phrases:

- The boys clothes.
  - His hands.
  - His skin.
  - His face.
  - His hair.





# Ride of Passage

## Narrative: Independent Writing

Now it is time to write the story. Try to refer to the skills on Pages 1 and 2 and sprinkle them throughout all of your story.

Try to make this your best writing, and use your best handwriting.

Handwriting practice area with horizontal dashed lines.





# Ride of Passage

## Other Text Ideas

Tick when complete	Activity:
	Non fiction research about Tribes living in the Rainforest.
	Research animals of the rainforest.
	Find out about where Toki might live, if he goes to school, what he might eat. Etc
	Write a diary entry for a day in the life of Toki.
	Create a map of Toki's village
	Write the dialogue between Toki and the Elders when they realise he released the Chameleon.





