



Science

Animals Including Humans



Circulatory System Parts

twinkl

Aim

- I can identify and name the parts of the human circulatory system.

Success Criteria



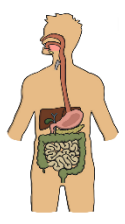
- I can identify the parts of the circulatory system.
- I can name the parts of the circulatory system.



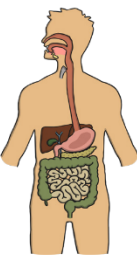
Systems in the Body: a Reminder



In Years 3 and 4, you may have learnt about a number of different systems in the body. We're going to begin by seeing how much you remember!

Systems in the Body

			
Name of the System.			
Name at least 3 different parts of the system.			
Does this system contain organs? If so, which ones?			
What is the purpose of the system?			
Why is this system			

Picture of the System			
Name of the System	Skeletal System	Muscular System	Digestive System
Name at least 3 different parts of the system	<p>Common bone names: skull, rib, rib cage, collar bone, ankle bones, upper arm bone, thigh bone, lower leg bone, finger bones, hand bones, shoulder blade, jaw, backbone, wrist, hips, knee cap, foot bones, lower arm bones, , toe bones, breastbone.</p> <p>Scientific bone names: cranium, vertebral column, costal, thoracic cage, sternum, clavicle, talus, tarsals, humerus, femur, tibia, fibula, phalanges, metacarpals, scapula, mandible, carpals, pelvis, patella, metatarsals, radius, ulna</p> <p>Types of joints: hinge joint, ball and socket joint, gliding joint</p>	<p>Apart from the arm muscles, children may not know the scientific names of the muscles in the body. It is enough to identify them by locating them on the body.</p> <p>Biceps, Triceps (in the arm)</p> <p>Thigh (in the leg)</p> <p>Face muscles</p> <p>Back and stomach muscles</p> <p>Any other muscle or muscle group that demonstrates knowledge of the part of the body if not the muscle name</p>	<p>Mouth, tongue, teeth, salivary glands, oesophagus, stomach, duodenum, small intestine, large intestine, gallbladder, pancreas, liver, rectum, anus.</p>
Does this system contain organs? If so, which ones?	No	No	Yes - e.g. stomach, small intestine, large intestine, liver, pancreas.
What is the purpose of the system?	<ul style="list-style-type: none"> • Support the body • Give the body shape • Protect the body • Enable movement 	<ul style="list-style-type: none"> • Allow the body to move • Give control over movement 	<ul style="list-style-type: none"> • Break down food into nutrients • Extract water from food • Excrete waste from the body

Click anywhere to hide.

Systems in Your Body



We have just reminded ourselves about the skeletal, muscular and digestive systems in the body.

Do you know any other systems in the body? You have 2 minutes to discuss with your talk partner before feeding back to the class.



Systems in Your Body



The system we will look at for the rest of this lesson is called the:

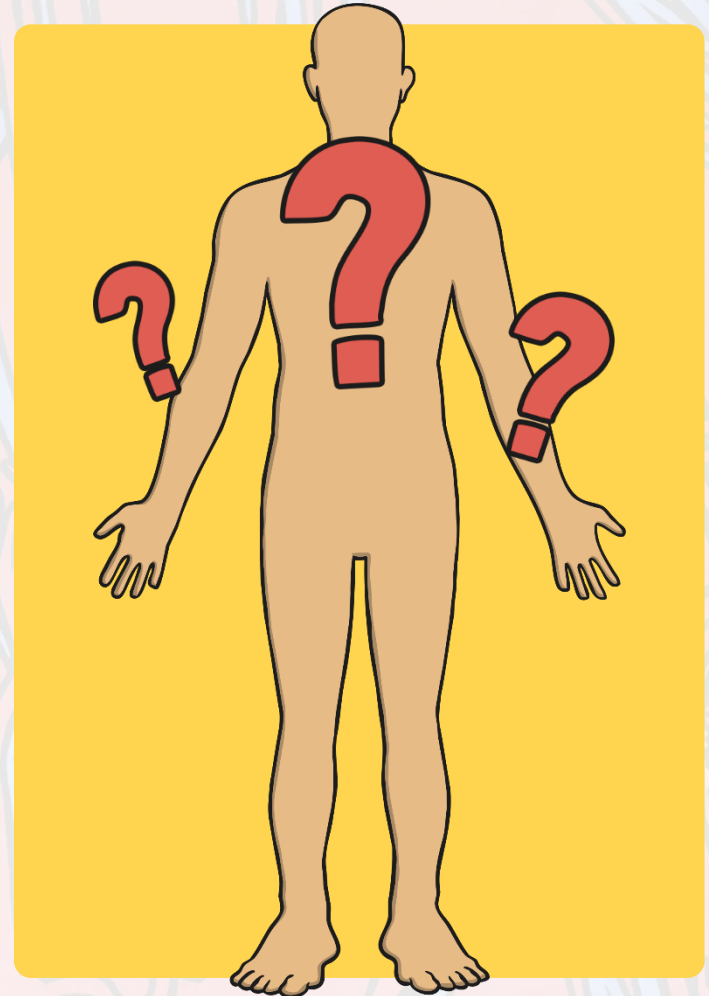
'Circulatory System'.

The word **circulation** means 'the movement to, fro or around something'.

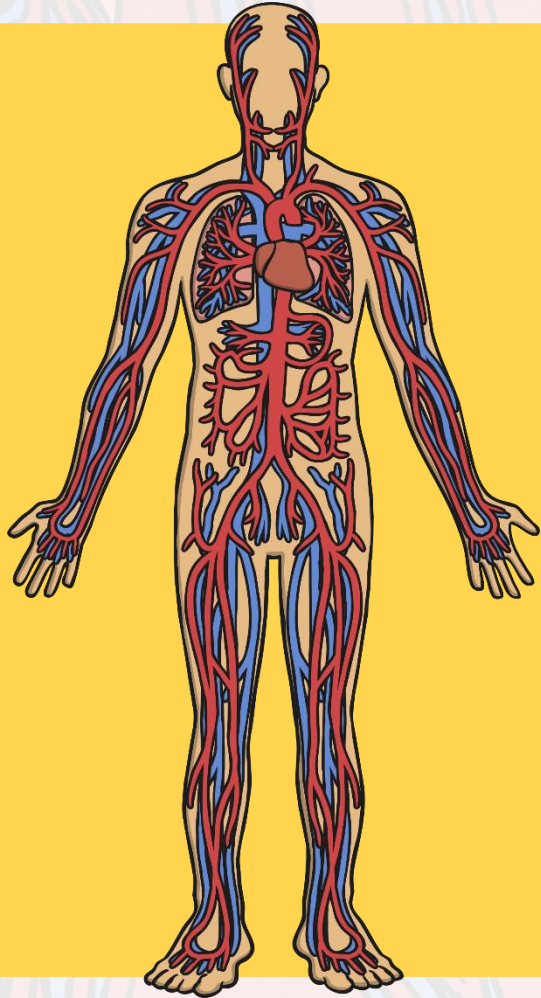
Discuss the following questions with your talk partner:

What does the system do?

What are the parts of the system?



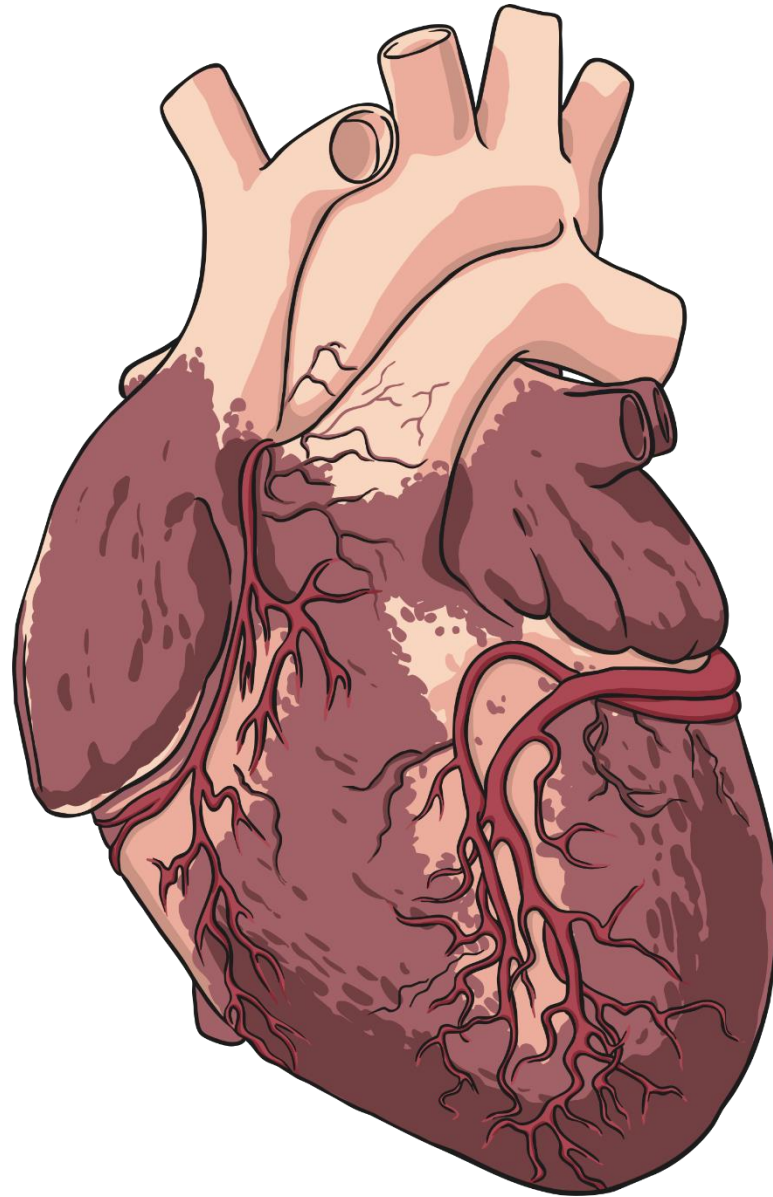
The Circulatory System



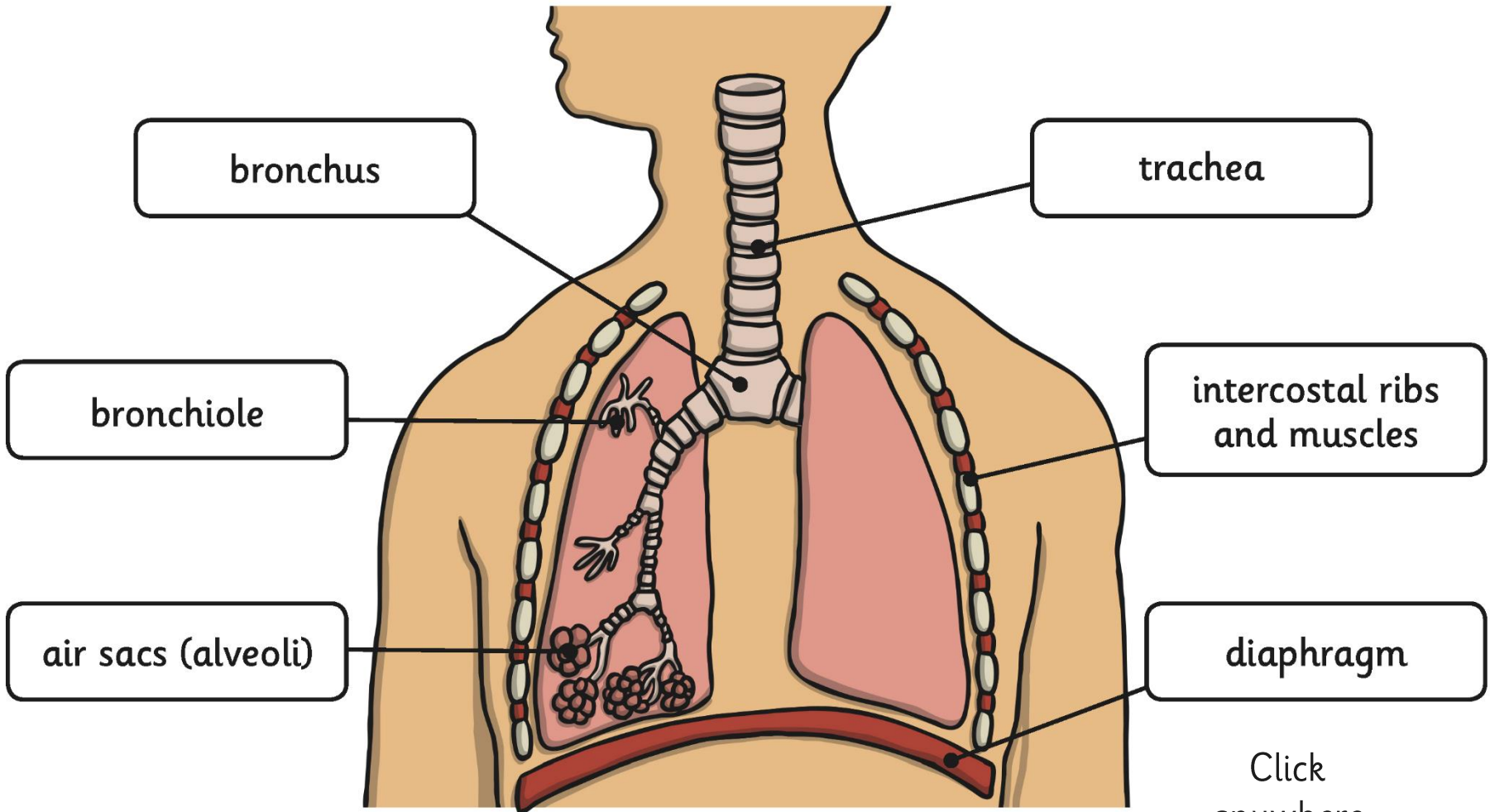
What can you see?

Is this what you expected?

Are there parts you did not expect to be in the circulatory system?



Click
anywhere
to hide.



bronchus

trachea

bronchiole

intercostal ribs
and muscles

air sacs (alveoli)

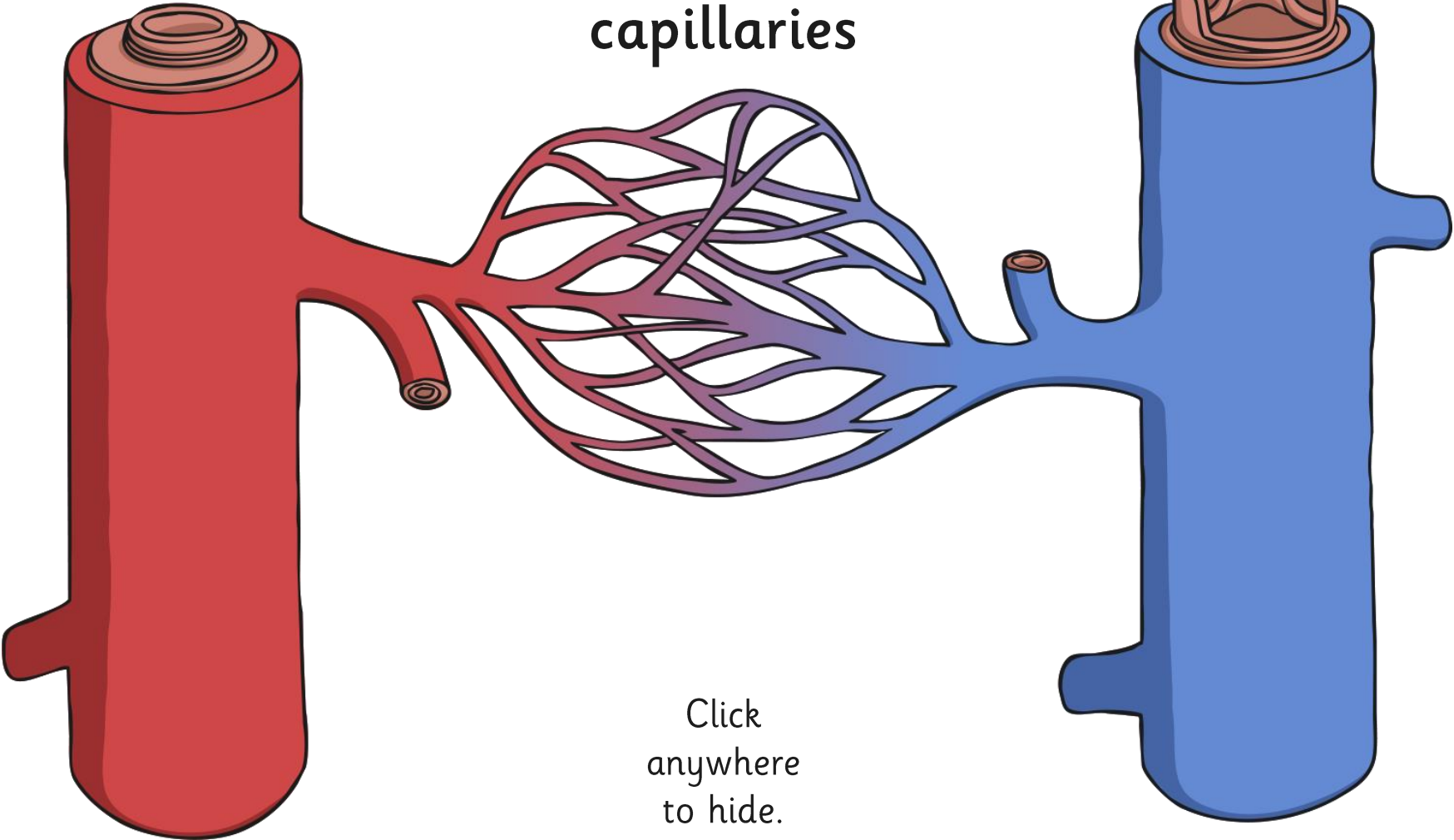
diaphragm

Click
anywhere
to hide.

artery

vein

capillaries



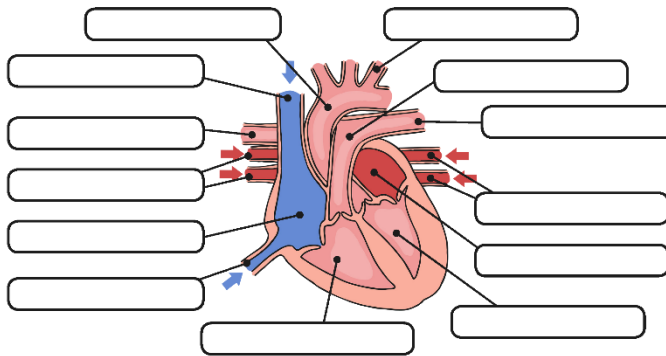
Click
anywhere
to hide.

Parts of the Circulatory System



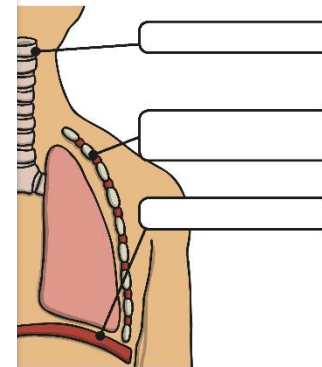
Parts of the Circulatory System

Label the heart diagram using the key words.



Key Words: aorta, right atrium, left ventricle, pulmonary artery (right), left atrium, right ventricle, right pulmonary veins, pulmonary artery (left), left pulmonary veins, superior vena cava, inferior vena cava, pulmonary vein, aortic valve.

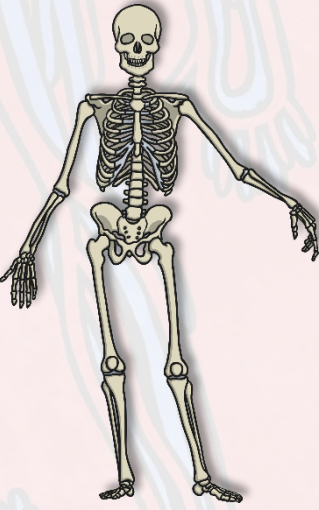

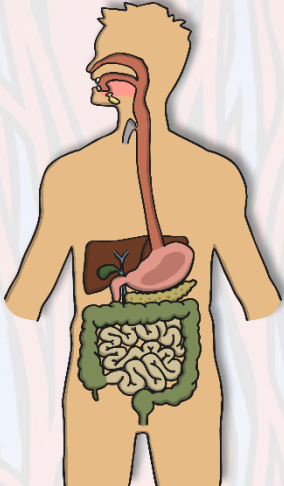
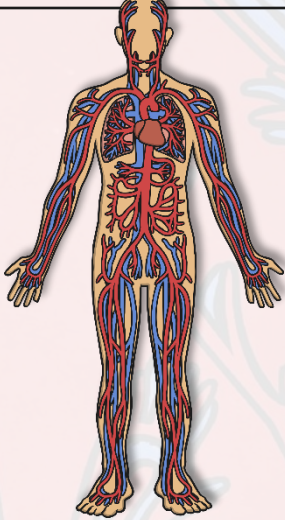
Circulatory System



alveoli, intercostal muscles and ribs

Systems In The Body: Functions



<p>Diagram of System</p>				
<p>What are the functions of these parts of the system?</p>	<p>Bones: Joints:</p>	<p>Biceps:</p>	<p>Stomach: Salivary glands:</p>	<p>Heart: Lungs: Blood Vessels:</p>

Aim



- I can identify and name the parts of the human circulatory system.

Success Criteria

- I can identify the parts of the circulatory system.
- I can name the parts of the circulatory system.

