


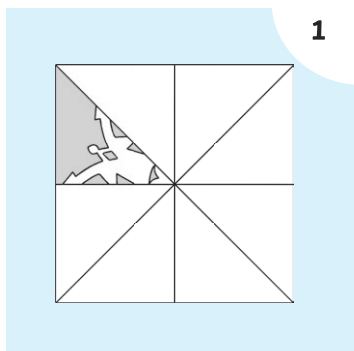
# Paper Snowflake 3

## You will need:

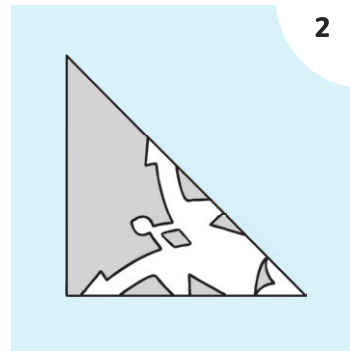
- Snowflake Template 3
- Scissors



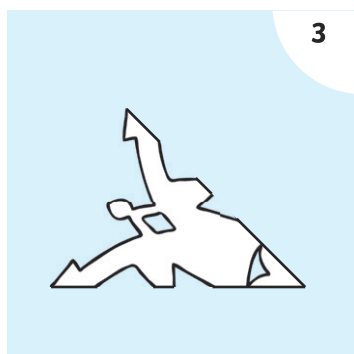
## Instructions




- 1 Cut out the square.



- 2 Fold on the black lines and have the pattern facing up.



- 3 Cut away the grey parts of the pattern.



- 4 Open up the paper and admire your snowflake!

# Snowflake Template 3

