



# Please do not print me!

Remember to print from page 2 to avoid wasting paper and ink.  
If you do find me, then visit [twinkl.co.uk](https://www.twinkl.co.uk) to find out why **millions of educators** worldwide love twinkl.

## A brief word about copyright...

By downloading this resource, you agree to the following:



You may use this resource for personal and/or classroom use only.

In order to support us, we ask that you always acknowledge [www.twinkl.co.uk](https://www.twinkl.co.uk) as the source of the resource. **If you love these resources, why not let others know about Twinkl?**



You must not reproduce or share this resource with others in any form. They are more than welcome to download the resource directly from us.

You must not host or in any other way share our resources directly with others, without our prior written permission.

We also ask that this product is not used for commercial purposes and also that you do not alter the digital versions of our products in any way.

# Thank you for downloading!

**Twinkl Educational Publishing.** Your first choice for easy to use, trusted and high quality teaching materials for educators and parents worldwide  
- professionally crafted materials with a personal touch.

[twinkl.co.uk](https://www.twinkl.co.uk)

# 's Machine!

If you could invent a machine that could do anything – what would it be? It might make lollipops or catch pigeons. It could turn a cloud into ice cream or corn into gold. Perhaps it is a bread slicer or an egg poacher. It could make endings for dreams, colours for rainbows, or money. You decide!

Talk about what your machine might make or do with someone or do some thinking in your head.

Watch some videos of machines in operation and making things. What type of movements do you notice? What are the machines made out of? What noises do they make?

Design your own machine in the space on the next sheet using the gridlines. The pictures below might help you with ideas for things which you might include in your machine.

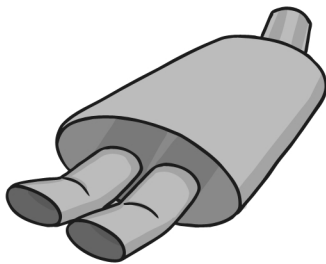
In the boxes around the machine write some of the noises your machine might make to bring it to life.

e.g **CHUGGA CHUGGA CHUGGA!**


**KWEESH....SCHKLOP!**

**PSSSSSCHHHH-K-CLANK.**

Label some of the parts of your machine to show what it is made from and use arrows to show the direction it works in.



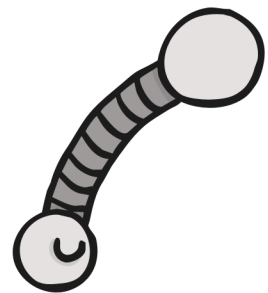
exhaust pipe




gear



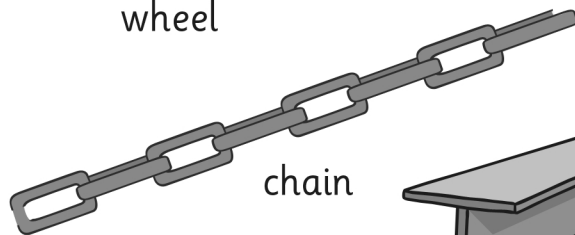
wheel



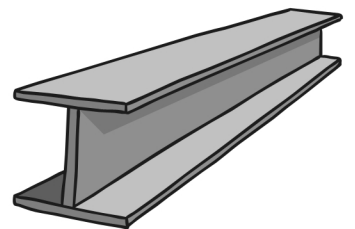
robot arm



pipes




chain







girders



conveyor belt



power button

My Machine is called...
What it does...
Next, I will invent...