



Summer Activity Booklet



Design Your Ideal Playground Equipment

Imagine you have an unlimited budget to have any piece of equipment you want in your school playground. Draw a design of what you would choose. Include labels. You need to think about: making it suitable for different year groups, having enough space for lots of children to use it, safety (what would be underneath the equipment for example) and where it would go in your playground.



Summer Music

Title: _____

Performer: _____

Composer: _____

When was it composed? _____

What instruments can you hear? _____

Do you like the piece? Why or why not? _____

If there are lyrics (words), are there any that particularly stand out?



Why do they stand out?

How does the song make you think about summer? _____

Create a Summer App

An app (short for application) is something you can use on your phone or tablet to do different tasks. Create an app that people could use to help them have a good summer. It could be something that lets people know what is happening in the area, one that lets people know about money off deals for certain things or an app that helps people find interesting walks to go on.

Think about who will use the app and if it will cost money. You also need to design a logo that people will see on their phones or tablets. Write an explanation about what your app does and who would use it.



Summer Languages

Choose a language. It could be one you are learning at school, one that is spoken at home or one you would like to learn.

My chosen language is _____

Use the Internet or a language dictionary and find out what the following words are in your chosen language.

summer _____

sun _____

holiday _____

beach _____

hot _____

hotel _____

tent _____

flowers _____

sandcastle _____

June _____

July _____

August _____

garden _____

camping _____

sun cream _____

swimming pool _____

sunglasses _____

Challenge! Repeat the activity for a different language.

Summer Art

Summer has inspired many artists. Use the Internet to research pieces of art based on summer. Draw or paint a summer picture either based on your research or on these summer photos.

A large empty rectangular box for drawing or painting. The box is white and occupies most of the page, providing a space for the student to create their summer artwork.

Your Ideal Summer Holiday

You are going to plan your dream holiday. You can go anywhere in the world and have an unlimited budget. Use an atlas and the Internet to find and research your destination.

Destination: _____

What continent is it in? _____

What is the capital city of the country you are visiting? _____

Who will you go with? _____

How you will get there? _____

The accommodation you will stay in: _____

How long you will stay there for? _____

What you will do when you are there: _____

Why you have chosen this place? _____



History of Summer Holidays

Summer holiday habits have changed over time. Research how holidays have changed using the Internet and reference books. You need to think about destinations, length of holidays, transport and what kind of people went on holiday.

Holidays Then	Holidays Now