



Geography

Magnificent Mountains

Features of Mountains




Aim

- I can describe the key features of a mountain range.

Success Criteria

- I can tell you that not all mountains look the same.
- I can identify a valley and the summit, foot and slope of a mountain.
- I can identify an outcrop, a ridge, the tree line and the snow line.
- I can identify a plateau.
- I can draw a mountain range including the key features I have identified.

Draw It!



Draw a mountain.

Show your picture to your partner.

- How are your drawings similar?
- What differences are there?

Do all mountains look the same?



Different Shapes

Watch this video clip.




Did the mountains look like your drawing?

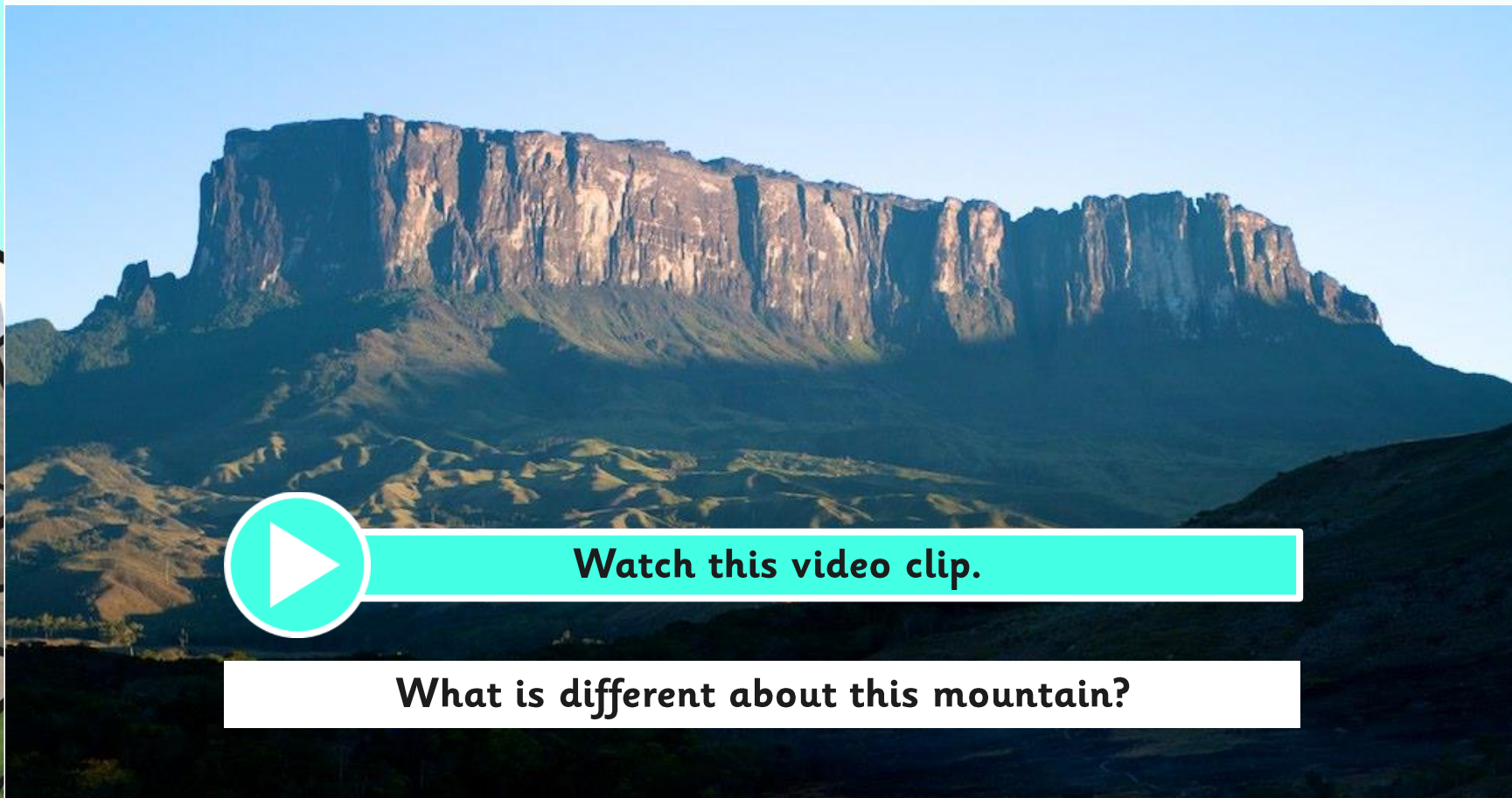
- How are your drawings similar?
- What differences are there?

Were all the mountains the same?

- Some were single summits, some were in groups.
- Some were smooth-edged and some were rockier.



Different Shapes



Watch this video clip.

What is different about this mountain?

Photo courtesy of MaxGag, Alexander Mkhitarjan, Cessna 206, PhillipC, eleephotography, vijaykiran, Paulo Fassina (@flickr.com) - granted under creative commons licence - attribution

Key Features



summit

The top of a mountain.

snow line

Above here snow and ice cover the mountain all year.

outcrop

A rock formation visible from the surface.

slope

An area of ground increasing in height.

plateau

An area of flat, high ground.

valley

The area of low land between mountains.

tree line

The highest point forests are found.

ridge

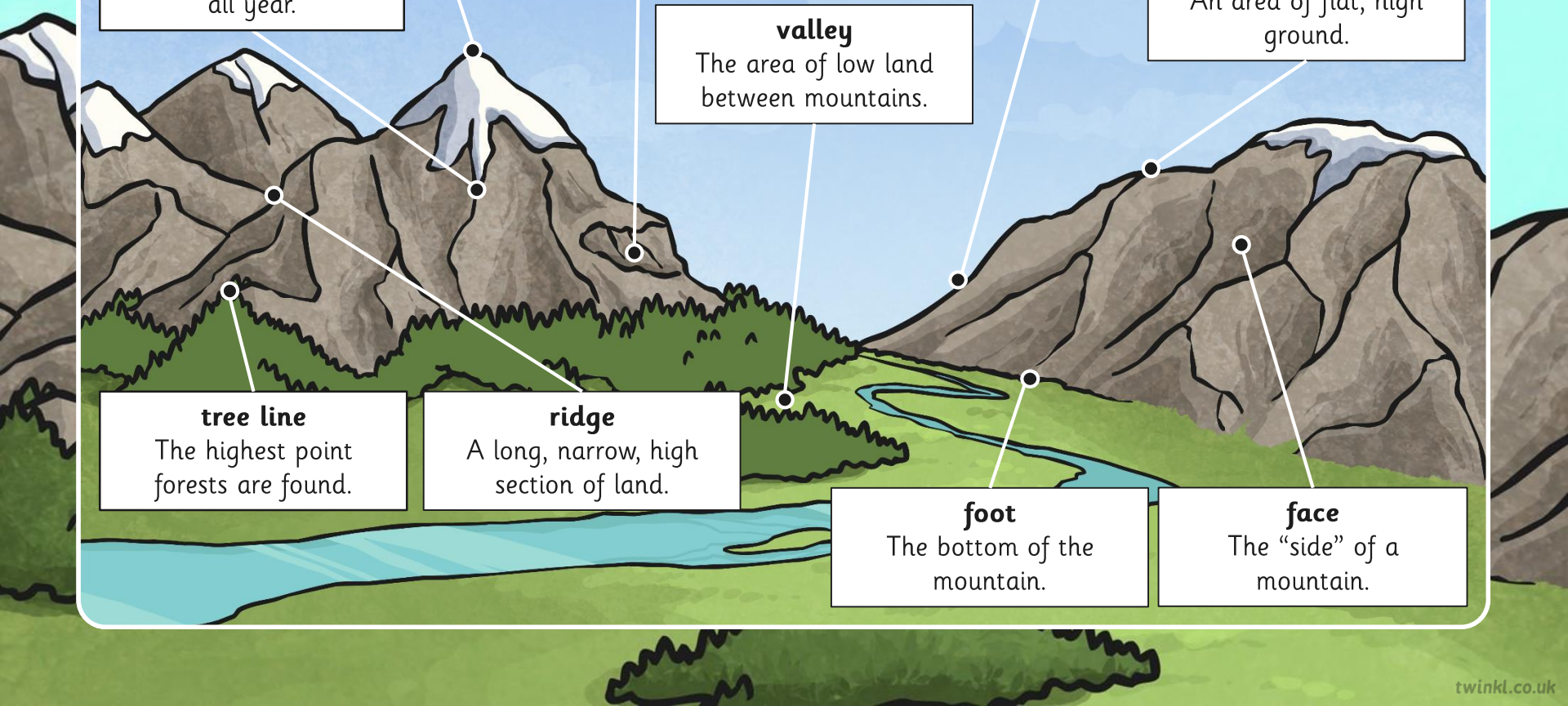
A long, narrow, high section of land.

foot

The bottom of the mountain.

face




The "side" of a mountain.




What Part is It?



Can you draw an accurate diagram of some mountains including all the features?

★★★ Mountain	★★ Mountain	★ Mountain Features						
		<p data-bbox="1547 639 1740 701">Draw a mountain range that includes all the features listed below. Next, label the features on your drawing.</p> <table border="1" data-bbox="1537 711 1746 882"><tbody><tr><td data-bbox="1537 711 1644 768">summit</td><td data-bbox="1644 711 1746 768">foot</td></tr><tr><td data-bbox="1537 768 1644 825">outcrop</td><td data-bbox="1644 768 1746 825">valley</td></tr><tr><td data-bbox="1537 825 1644 882">ridge</td><td data-bbox="1644 825 1746 882">slope</td></tr></tbody></table>	summit	foot	outcrop	valley	ridge	slope
summit	foot							
outcrop	valley							
ridge	slope							
		 <small data-bbox="1470 1008 1746 1022">Geography Year 5 Magnificent Mountains Features of Mountains Lesson 9</small>						

Draw It... Again!



Draw a mountain.

Compare it to the picture you drew at the start of today's lesson.

- How are your drawings similar?
- What differences are there?

Did you include some of the key features you have learnt about today?



Aim



- I can describe the key features of a mountain range.

Success Criteria

- I can tell you that not all mountains look the same.
- I can identify a valley and the summit, foot and slope of a mountain.
- I can identify an outcrop, a ridge, the tree line and the snow line.
- I can identify a plateau.
- I can draw a mountain range including the key features I have identified.

