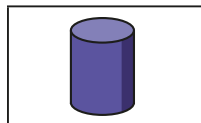
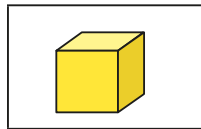

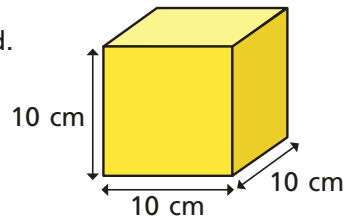


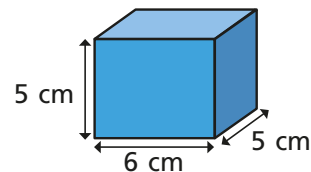
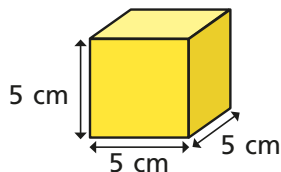
- 1 Kim paints the faces of some 3D shapes. She stamps the faces on to a sheet of paper. Match the stamp to the 3D shape.



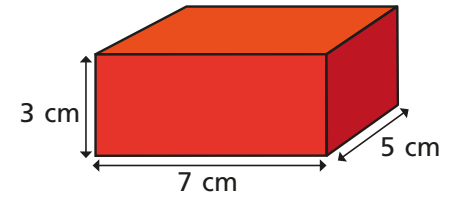
- 2 A cube is a special type of cuboid. What is special about each face of a cube? Talk about it with a partner.



- 3 Which of the shapes is a cube?


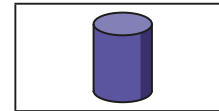


- 4 Here is a cuboid.



What do you notice about the opposite faces of a cuboid?

- 5 Match the 3D shapes to the labels.



square-based pyramid

cylinder

cone

- 6 Here are some shapes.

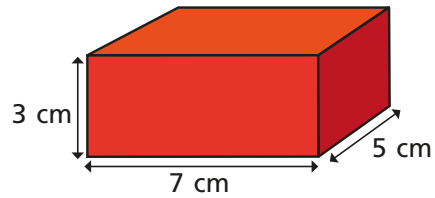
a) Which shapes are triangular prisms?



b) Which shapes are spheres?


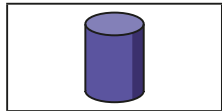


4 Here is a cuboid.



What do you notice about the opposite faces of a cuboid?

5 Match the 3D shapes to the labels.



square-based pyramid

cylinder

cone

6 Here are some shapes.




a) Which shapes are triangular prisms?



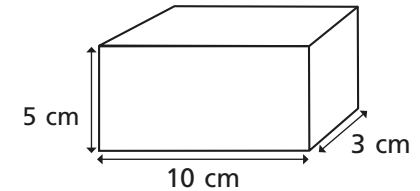
b) Which shapes are spheres?



7 Complete the table.

Shape	Number of edges	Number of faces	Number of vertices
			
			
			

8 Here is a cuboid.

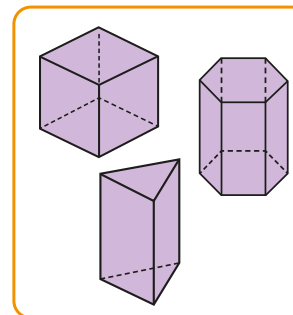


a) Shade a face that is a 5 cm by 3 cm rectangle.

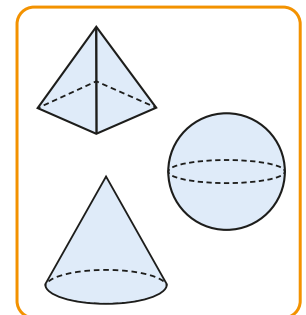
b) What are the measurements of one of the other faces?

9 Huan sorts some shapes into prisms and non-prisms.

Prisms



Non-prisms



Talk to a partner about what a prism is like.

Can you find any prisms and non-prisms in your classroom?