


LO: To understand right angles

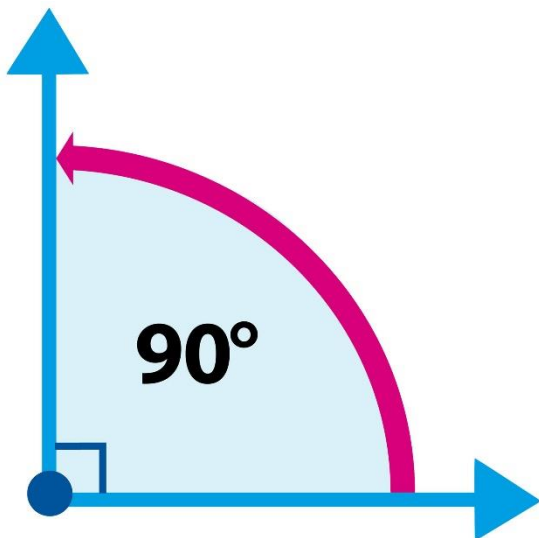
Today we will be focussing on right angles (don't worry there aren't any wrong angles). Before we start the lesson though you need to know what an angle is. Do you already know? What do you think an angle is?

An angle is the space between where two lines meet (and is measured in degrees °):




Angles can also go around the outside of the 2 lines.


A right angle is a special angle because it is always the same size, 90°:



Your first task is a treasure hunt! Set yourself a time limit and using the angle eater (cut out one quarter of the circle) find as many right angles as you can around your house. You will know that it is a right angle because the lines will match perfectly with your angle eater mouth. There are some examples below



Once you have completed your treasure hunt have a go at the questions below:

 Tick the images where you can see an angle.
Explain your choices.



There are 2 worksheets that go with this lesson – choose which one you want to attempt – either the challenge or support sheet. How many right angles can you find?

LO: To apply right angle knowledge

Now that you all understand Right Angles, here are some questions that will hopefully challenge you. Hopefully you kept your angle eater? If not, you can always make another one. There are 5 questions below, for support, answer only 3 of them. For a challenge, answer all 5.

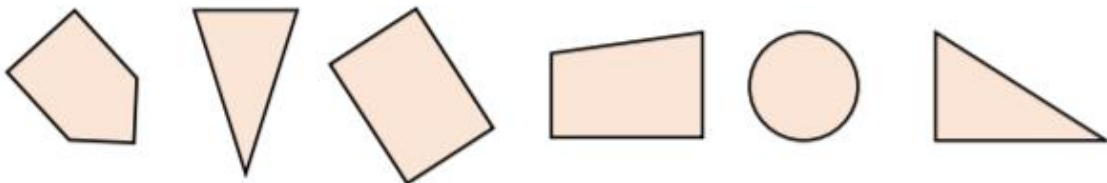
The letter 'X' has four angles.



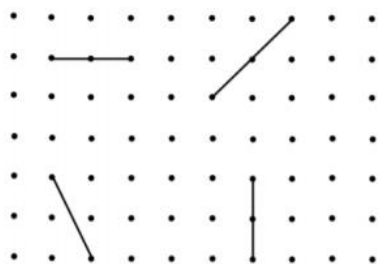
The letter X has no right angles (in this one anyway)

Write your full name in capital letters, how many angles do you have in each letter? How many of these are right angles? Email your teachers with photos of your names – it would be great to see how many angles you can find!

Sort the shapes based on the number of right angles they have.
Record your answer in a table.



Draw a line along the dots to make a right-angle with each of these lines:



True or False?

This shape has two right-angles.



Explain your answer.

How many right angles can you see in this image?



Can you create your own image with the same number of right angles?