

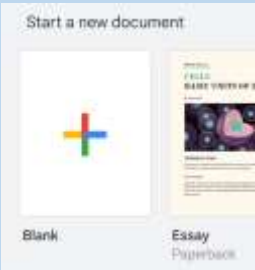




Computing		Year 5 Autumn Term Communicating text and images	
Knowledge - Using Google Documents		Vocabulary	
<p><b>Login Page</b></p> <p><a href="http://www.google.com">www.google.com</a>, then click Login in the top right hand corner</p>		<p><b>World Wide Web</b> - all the public websites or pages that users can access on their local computers and other devices through the internet</p> <p><b>Website</b> - a set of related web pages located under a single domain name</p> <p><b>Internet</b> - a global computer network providing a variety of information and communication facilities</p> <p><b>Browser</b> - a computer program with a graphical user interface for displaying and navigating between web pages.</p> <p><b>URL</b> - the address of a web page (Uniform Resource Locator)</p> <p><b>Wiki</b> - a website or database developed collaboratively by a community of users, allowing any user to add and edit content.</p> <p><b>Copyright</b> - legal rights to protect someones work</p> <p><b>Hyperlink</b> - a link from a hypertext document to another location, activated by clicking on a highlighted word or image</p> <p><b>Digital footprint</b> - the information about a particular person that exists on the internet as a result of their online activity</p>	
<p><b>Finding Google Docs</b></p> <p>Click the 9 dots in the top right hand corner, then click Docs</p>			
<p><b>Starting a new document</b></p> <p>Click the + sign</p>		 <p><b>Tim Berner-Lee: inventor of the World Wide Web</b></p>	<p><b>Recall: Can you remember what these words mean?</b></p> <p>Computer</p> <p>Hardware</p> <p>Software</p> <p>Copyright</p> <p>Crop</p> <p>Resize</p> <p>Edit</p> <p>Filter</p> <p>Layer</p> <p>Effects</p> <p>Enhance</p> <p>Saturation</p> <p>Temperature</p> <p>Focus</p>
 <p>Hover over an icon to be told what it does. Many features are similar to Microsoft Word.</p>			