









Subject ART		Title	Arthur Rackham	watercolour painting
Skills		Knowledge		Vocabulary
line drawing with nib pen and ink		<p>Arthur Rackham 1867 - 1939 He was a book illustrator inspired by myths, legends and fairy tales. He was illustrator for such authors as: Charles Dickens, CS Lewis, JM Barrie and Shakespeare.</p>		<p>watercolours – artist’s paint in block or tube form, thinned with water, giving a range of transparent colour bold colours – strong, noticeable colours muted colours – realistic, duller colours pigment – natural colouring material wash – light background colours applied with water, in preparation for a painting on top nib pen – a tool that uses ink to create lines; the nib is dipped into ink line drawing – drawing lines to make a shape, without much shading exaggeration – drawing features so they seem larger than in reality silhouette - a dark shape and outline of something against a brighter background</p>
watercolours	 <p>The more you work the block, the stronger the colour becomes. Yet the more watery the paint is the more muted the colour is.</p>			
wash	 <p>Wet the paper with clear water and a thick brush. Work the palette block with the brush and apply the colour to the wet paper where required.</p>			
Muted colours		 <p>Silhouettes</p>		<p>Recall: Can you remember what these words mean? detailed study form technique influences themes style inspiration passion</p>
Bold colours				

