

## Dobcroft Archaeologists' week of archaeology

A team of Year 5 pupils are spending 22-26 October training to be archaeologists. They are being trained by Dr Fitzjohn, from the University of Liverpool, as part of an Arts and Humanities Research Council funded project (<https://www.liverpool.ac.uk/archaeology-classics-and-egyptology/research/projects/grand-designs/>)




### The Dobcroft Archaeologists Day 1

The young archaeologists learnt about the process and methods of archaeological work. They used their knowledge of archaeology to create collaborative stories that they illustrated with LEGO. Here are some examples:

**Sarah's archeology adventure**

Woo hoo , Finally we  
can tell boss that we  
found something  
good




One day, Sarah took a metal detector and went to the archaeology site. After hours and hours she found something interesting in the ground.



Once they started digging they started to discover the amazing artefacts



Underneath she found a 10,000 year old house which she put very firm fence around the ruins



In a room they found some old chicken bones and weapons and climbing gear





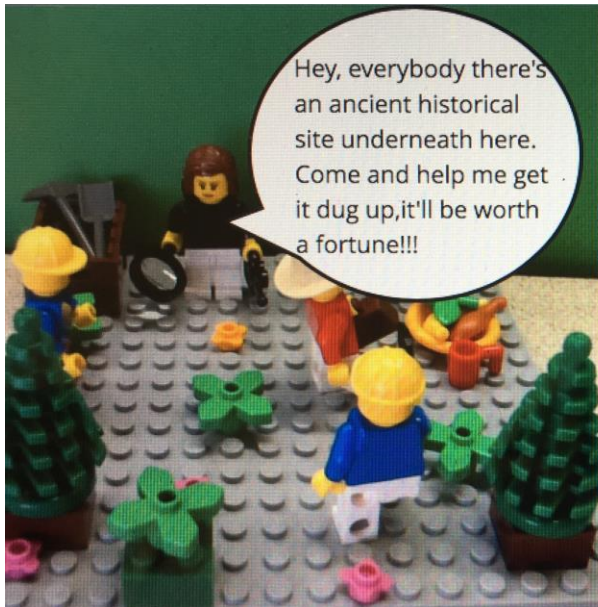
Once the word got out she was allowed to do a lecture with her crew about it to many , many people.

# Sarah's archaeology adventure



 The Brothers Brick


LEGO Archaeology Archives | Page 2 of 2 | The Brothers Brick | The ...



Sarah and her crew of architects are excited because they've have just discovered an ancient site.



Several hours later, the team had made good progress, even though everyone was tired and aching.



The following day the group returned and got straight to work. Soon, most of the house had been discovered.



One of the crew soon ventured into a overgrown corner and started to dig, after a couple of minutes, he discovered a pile of half broken and rotten chicken bones.



Now they go visit schools and give talks in front of classes, occasionally with their mascot, the archaeologist witch!!!

## THE AMAZING EXCAVATION!







Day 2


Today the young archaeologists worked in groups outside. In the morning, they worked together to make archaeological scale drawings of part of the school. They also calculated the perimeter and area of the football pitch on the playground.



Later on, the archaeologists learnt about Pythagoras and right-angled triangles with LEGO. Here are some examples of the LEGO calculations that they made to conceptualise how to calculate area and the hypotenuse of a right-angled triangle.







In the afternoon, they applied their knowledge of Pythagoras, and archaeology to make 3x4m grids to help them to record the location of archaeological artefacts that had been found in the playground.





