




Subject ART		Title SCULPTURE - SLAB POTS - Canopic jars	
Skills		Knowledge	Vocabulary
Rolling to a specific uniform thickness		Barbara Hepworth 	Canopic Jar Sculpting Sphinx Slab pot Vessel Flattening Thinning Supporting Wedging
Making slip	<ol style="list-style-type: none"> 1) Put small scraps of clay in a pot 2) Add water 3) Mix well with a brush until it has consistency of yoghurt 		Modern stone carvings (Hepworth) Organic shapes (Hepworth) Natural form (Hepworth) Ceramicist (Xue) Porcelain (Xue) Humorous (Xue) Traditional decorative motifs (Xue) Ming Dynasty (Xue)
Joining	<ol style="list-style-type: none"> 1) Score each surface to be joined 2) Apply slip 3) Put surfaces together 4) Smooth the join using first a clay tool, then finger stips 	Lei Xue 	Recall: Can you remember what these words mean? clay slip score sculpture sculptor smoothing artefact roll cut carve mould texture joining
Wedging	A process to remove any air bubbles from the clay, and to make it smoother and more workable. With your hands, throw, push and roll your ball of clay into a tight and smooth slab.		
Supporting	Using a material such as newspaper, soft plastic bag, cardboard tube, jam jar, etc to support a clay structure as it dries out.	Canopic Jars 