

Quadrilaterals

1 Use the word bank to label each quadrilateral.

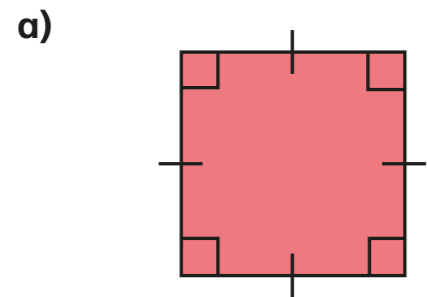
rhombus

parallelogram

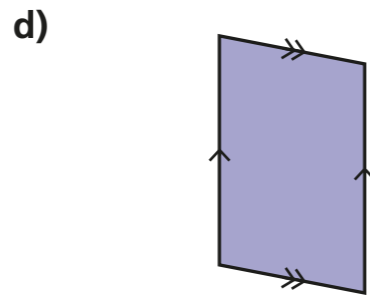
trapezium

rectangle

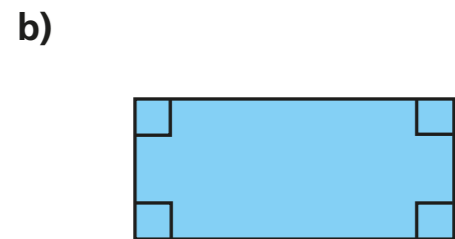
square



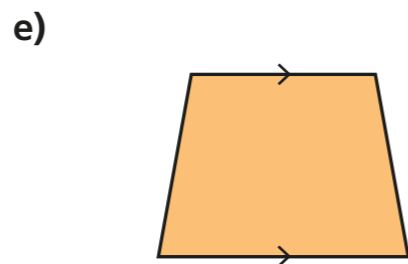
square



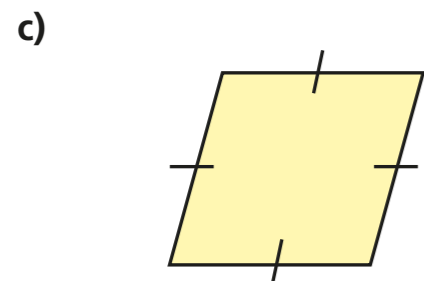
parallelogram



rectangle



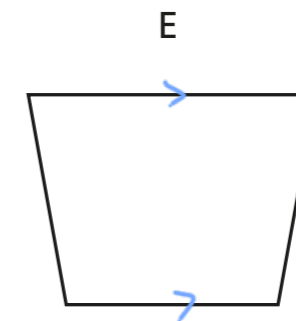
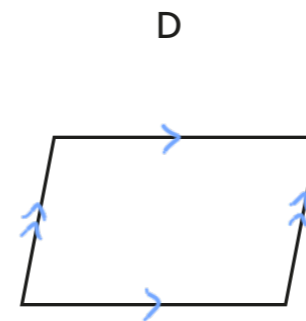
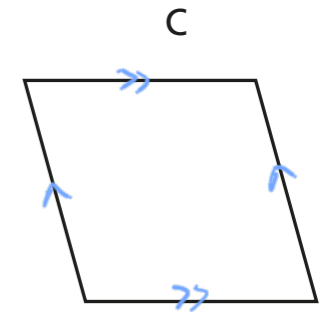
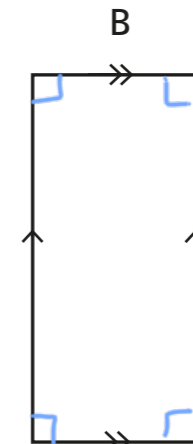
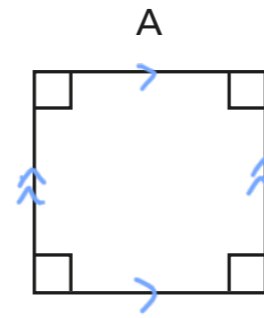
trapezium



rhombus

How did you know which shape was which?

2 Here are some quadrilaterals.



a) Mark any right angles on the shapes.
One shape has been done for you.

b) Mark any pairs of parallel lines.
One shape has been done for you.

c) Which shapes do not have any right angles?

C D E

d) Which shapes have two pairs of parallel lines?

A B C D

e) Which shapes have four equal sides?

A C

Compare answers with a partner.

3 Complete the table.

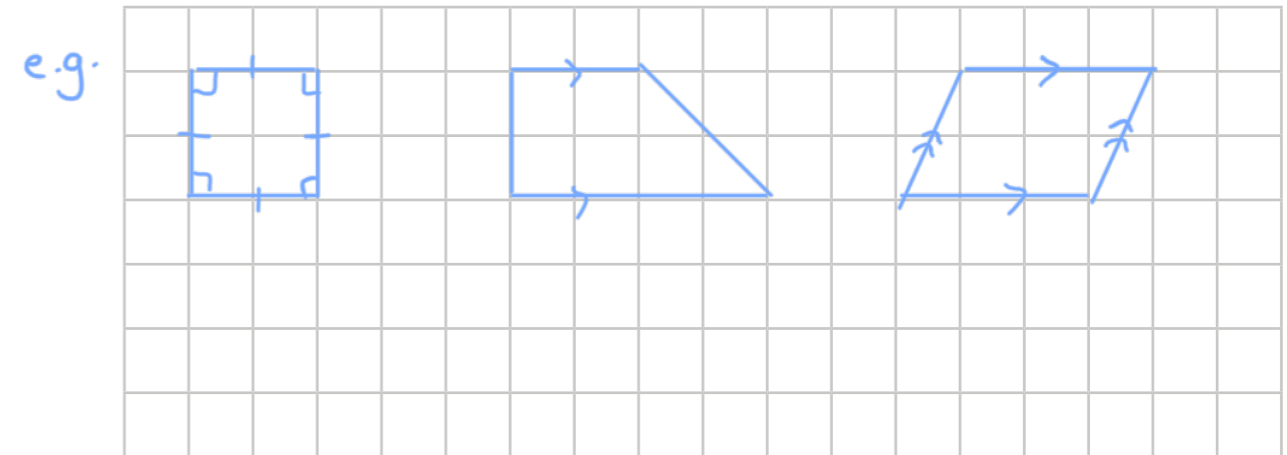
Shape	Polygon?	Number of sides	Number of right angles	Number of pairs of parallel sides	Number of equal sides
	Yes	4	4	2	2 pairs
	Yes	4	0	1	2
	Yes	4	0	2	2 pairs
	Yes	4	4	2	4
	Yes	4	0	2	4
	Yes	4	0	1	0

What is the same about all of the shapes?


What is different?

4 Draw the shapes on the grid.

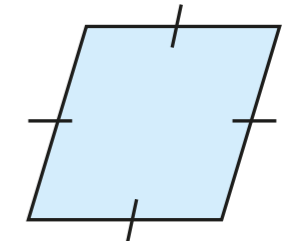
a) square b) trapezium c) parallelogram



5



This is a square because it has got 4 equal sides.



Do you agree with Rosie? No

Explain your answer.

6

Complete this Frayer Model to describe a quadrilateral.

e.g.

My definition A closed shape with four straight sides.	Key characteristics closed shape 4 straight sides 4 vertices
Quadrilateral	
Example 	Non-example