


1. Draw in the horizon line.



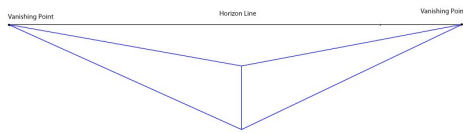
2. Draw a cross at the each end—vanishing points.



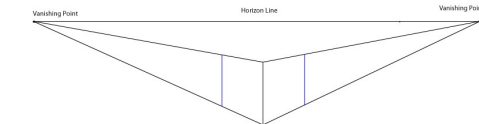
3. Draw in the leading edge of your cube - a straight vertical line.



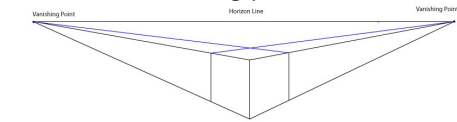
4. Use a rule to draw a straight line from the top and bottom of your leading line to each vanishing point.



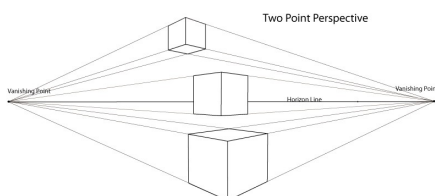
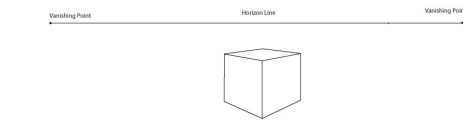
5. Draw in 2 vertical lines, either side of the leading line, to mark the back of the cube.



6. Use a rule to connect the tops of these lines to the vanishing points



7. Either rub out any unnecessary line or outline your cube in pen.



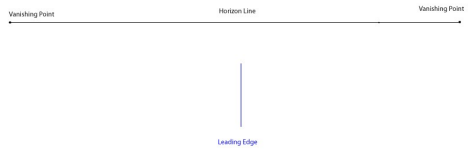
1. Draw in the horizon line.



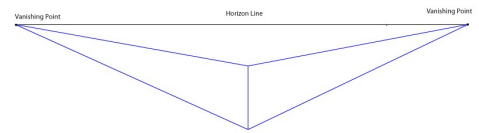
2. Draw a cross at the each end—vanishing points.



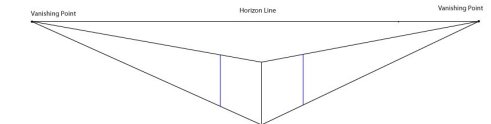
3. Draw in the leading edge of your cube - a straight vertical line.



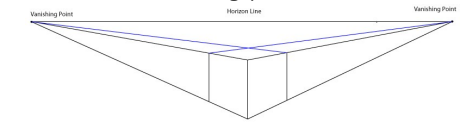
4. Use a rule to draw a straight line from the top and bottom of your leading line to each vanishing point.



5. Draw in 2 vertical lines, either side of the leading line, to mark the back of the cube.



6. Use a rule to connect the tops of these lines to the vanishing points



7. Either rub out any unnecessary line or outline your cube in pen.

