

NAME:

CLASS:

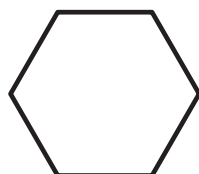
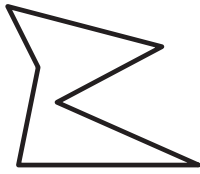

DATE:

SAFE 11


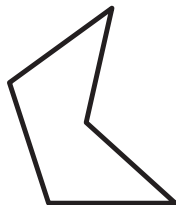
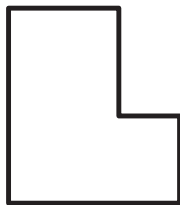
WK: 8

/10

1 Tick the shape that is not symmetrical?



2 Which is the regular polygon?



3 $1\text{m} = \underline{\hspace{2cm}} \text{cm}$

$\frac{1}{4} \text{kg} = \underline{\hspace{2cm}} \text{g}$

4 $1\text{cm} = \underline{\hspace{2cm}} \text{mm}$

$60\text{mm} = \underline{\hspace{2cm}} \text{cm}$

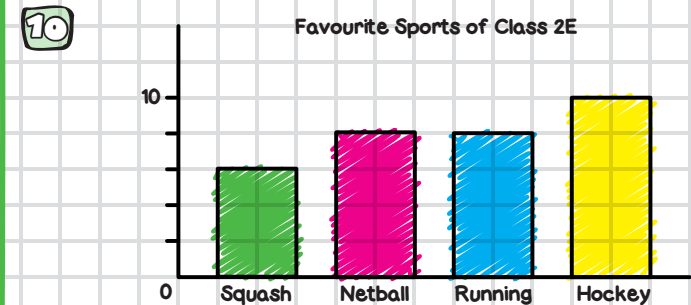
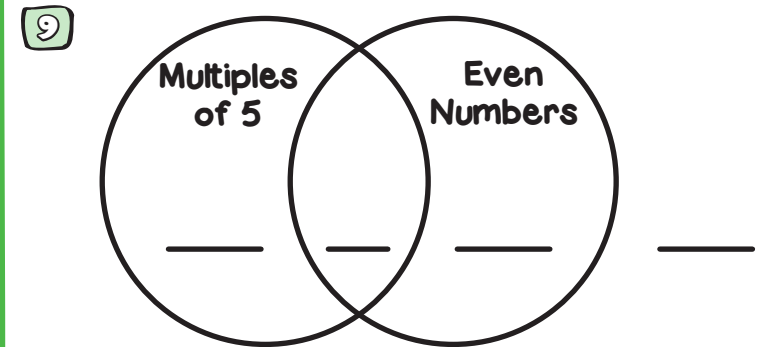
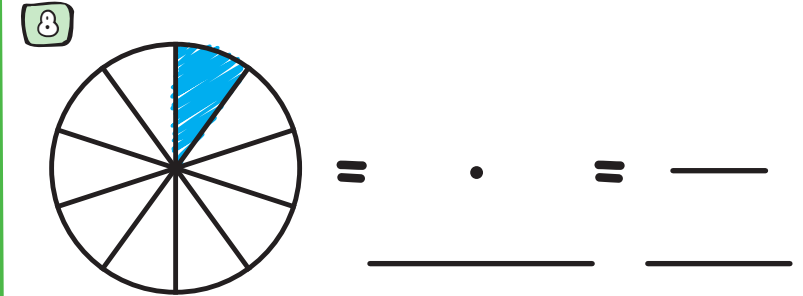
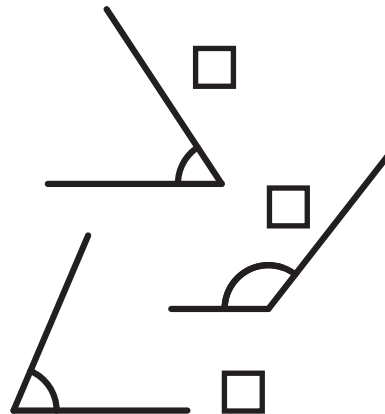
5 $1\text{kg} = \underline{\hspace{2cm}} \text{g}$

$5\text{kg} = \underline{\hspace{2cm}} \text{g}$

6 $1000\text{ml} = \underline{\hspace{2cm}} \text{L}$

$4\text{L} = \underline{\hspace{2cm}} \text{ml}$

7 Tick the obtuse angle?



How many like squash?

MY LAST SCORE?!

HAVE I BEAT THAT?!



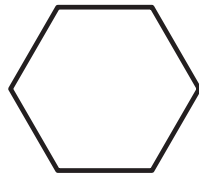
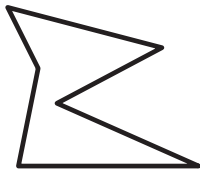

ANSWERS

SAFE 11


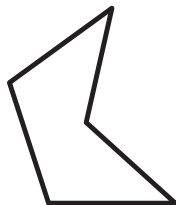
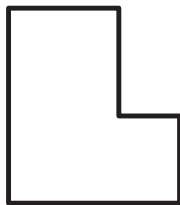
WK: 8

/10

1 Tick the shape that is not symmetrical?



2 Which is the regular polygon?



3 $1\text{m} = \underline{100}\text{ cm}$

$\frac{1}{4}\text{kg} = \underline{250}\text{ g}$

4 $1\text{cm} = \underline{10}\text{ mm}$

$60\text{mm} = \underline{6}\text{ cm}$

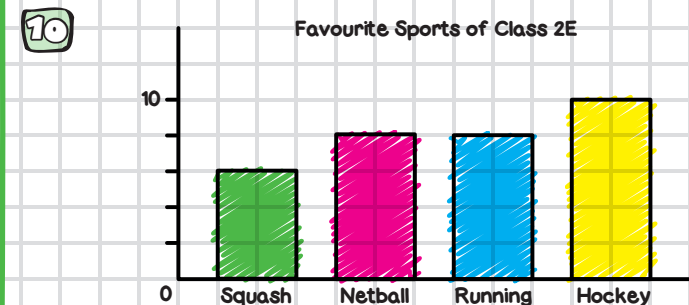
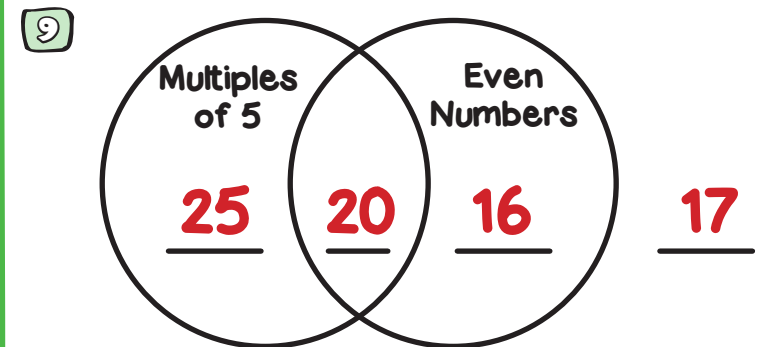
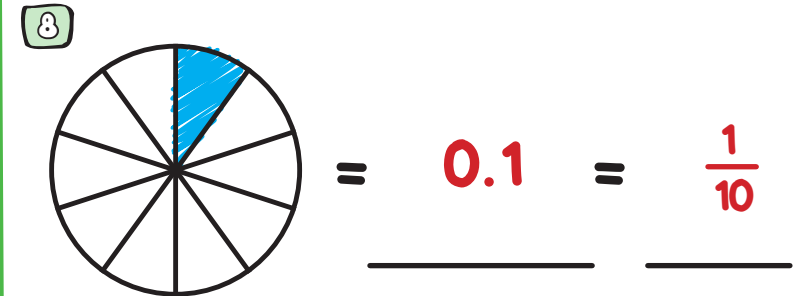

5 $1\text{kg} = \underline{1000}\text{ g}$

$5\text{kg} = \underline{5000}\text{ g}$

6 $1000\text{ml} = \underline{1}\text{ L}$

$4\text{L} = \underline{250}\text{ ml}$

7 Tick the obtuse angle?



How many like squash? **6**



MY LAST SCORE?!

HAVE I BEAT THAT?!

