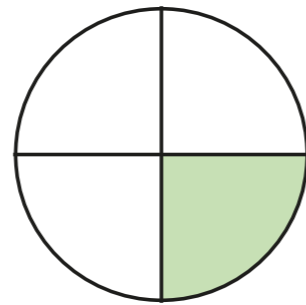


Recognise a quarter

1 Use the words to complete the sentences.

quarter

equal

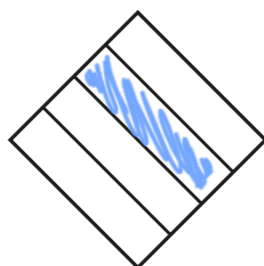
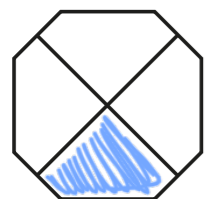
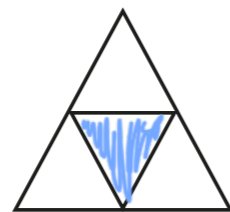
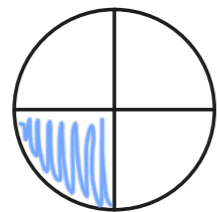



The shape has been split into
4 equal parts.

One of the 4 equal parts is called
a quarter.

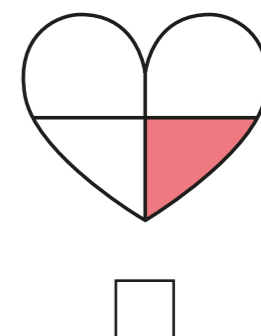
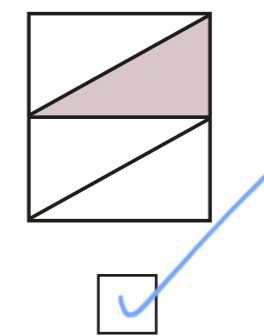
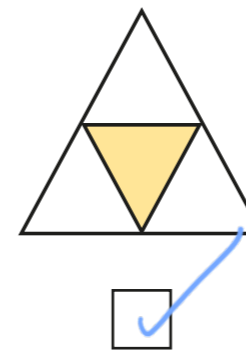
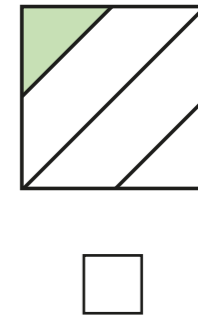
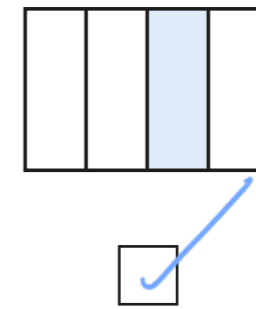
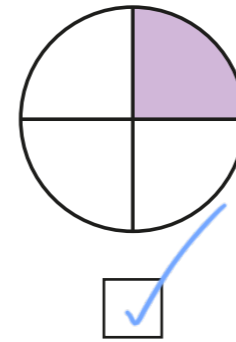
This can be written as $\frac{1}{4}$

2 Colour $\frac{1}{4}$ of each shape.




Does it matter which quarter you colour?
Talk to a partner.

3 Tick the shapes that have $\frac{1}{4}$ shaded.




Talk about your answers with a partner.

4



This shape
has $\frac{1}{4}$ shaded




Do you agree with Whitney? NO

Why?

5 Do the shapes show $\frac{1}{4}$?

Tick your answer.

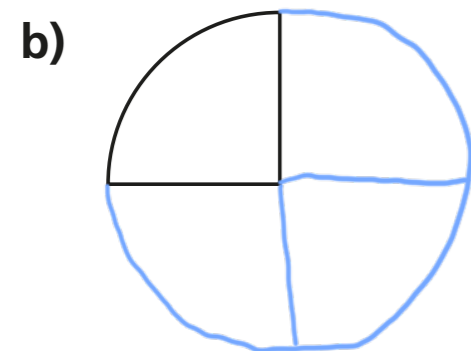
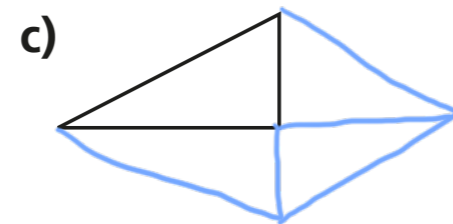
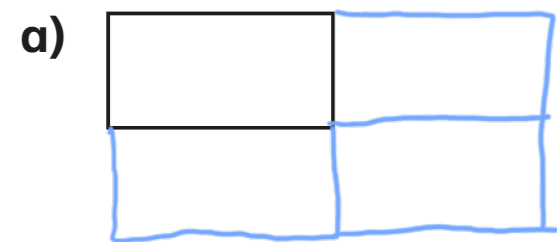
a)  Yes No

b)  Yes No
(unshaded)


How did you work this out?

6 Only $\frac{1}{4}$ of each shape has been drawn.

Draw the rest of each shape to make the whole shape.




7



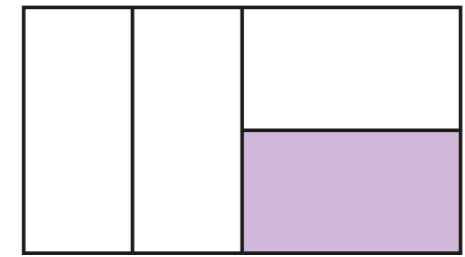
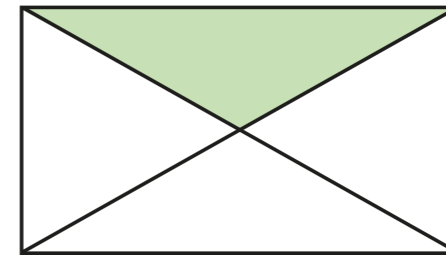
Rosie

$\frac{1}{4}$ of these shapes are shaded.

That is not possible as they do not look like equal parts.



Amir



a) Who is correct? Rosie

How do you know?

b) Find two more ways to split the rectangle into quarters.

Colour $\frac{1}{4}$ of each shape.

eg.

