

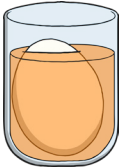




# Tooth Decay Prediction Diagram

Draw what you think will happen to the shell of the boiled egg if it were to be placed in the following liquids:

Day 1	Day 2	Day 3	Day 4	Day 5	Day 6	Day 7
 water	→	→	→	→	→	→
 cola	→	→	→	→	→	→
 orange juice	→	→	→	→	→	→
 apple juice	→	→	→	→	→	→
 milk	→	→	→	→	→	→

# Tooth Decay Prediction Diagram

Draw what you think will happen to the shell of the hard-boiled egg if it were to be placed in different types of liquids. In the Day One box draw the hard-boiled egg in a container with the liquid and label. Then draw what you think will happen on each subsequent day.

Day 1	Day 2	Day 3	Day 4	Day 5	Day 6	Day 7
	→	→	→	→	→	→
	→	→	→	→	→	→
	→	→	→	→	→	→
	→	→	→	→	→	→
	→	→	→	→	→	→