

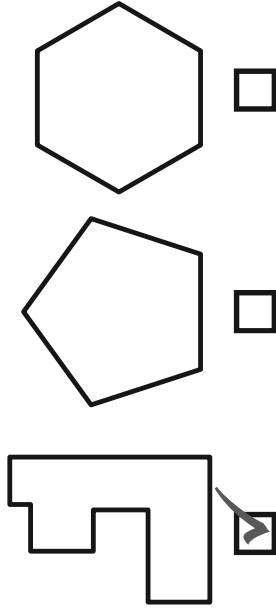
ANSWERS

SAFE 11

WK 5

110

1 Tick the shape that is not symmetrical?



5

1kg = 1000 g

$\frac{3}{4}$ kg = 750 g

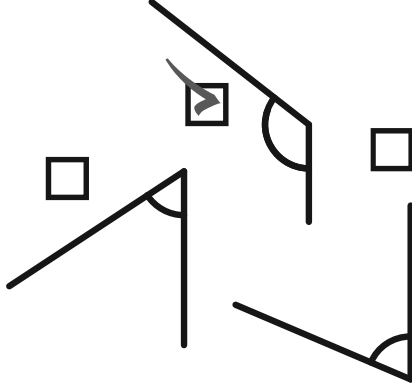
6

1000ml = 1 L

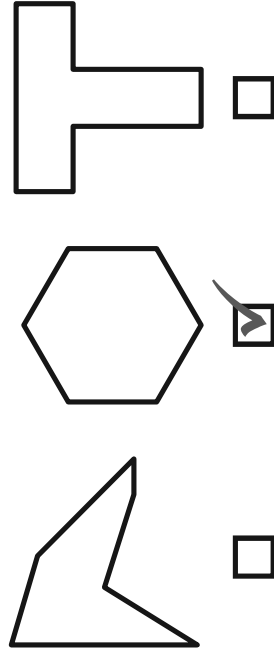
2000ml = 2 L

7

Tick the obtuse angle?



2 Which is the regular polygon?



3

100cm = 1 m


4

1cm = 10 mm

$\frac{3}{4}$ m = 75 cm

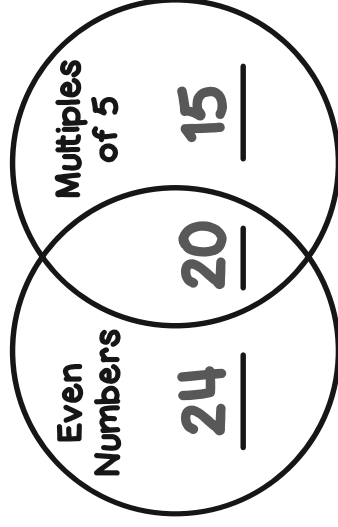
20mm = 2 cm

8



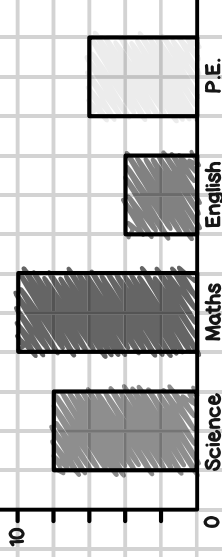
= 0.3 = $\frac{3}{10}$

9



10

Favourite Subject of Class 25



10

How many like maths?



MY LAST SCORE?!

HAVE I BEAT THAT?!

