

Date:

L.O.: To use the features of an instructional text to plan.

Can you match the start and the end?

Before you pack,

After you've packed,

To stop you from becoming homesick,

To keep clean and fresh,

If you're worried about missing home,

bring along a teddy or photo that reminds you of home.

make sure you have enough spare pants and socks for each day.

talk to a trusted adult - a problem shared is a problem halved!

get an adult to check you have everything in your bag.

try to find out what the weather will be like.

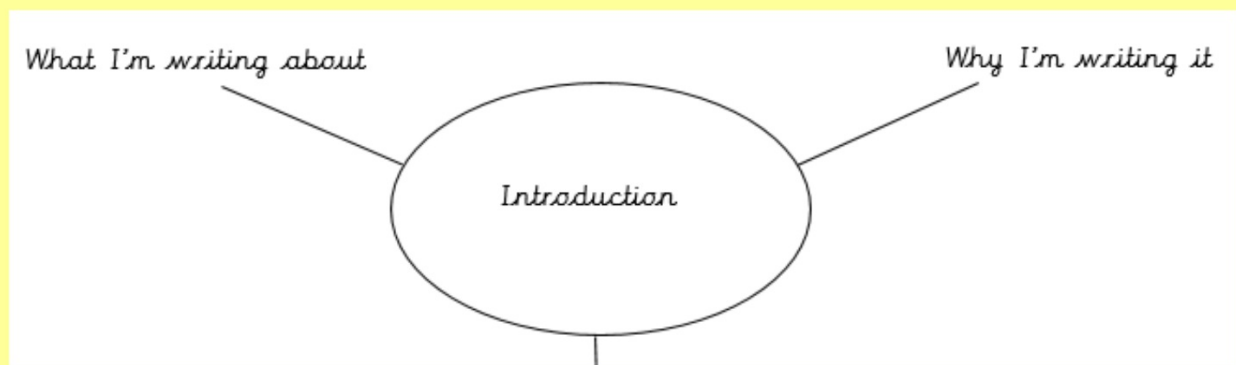
Introduction:

Going on your first residential trip can be really scary. You probably have lots of questions: what should I pack? Who will I share a room with? What if I get homesick? Don't worry, you might be an amateur but we aren't! Our step-by-step guide is full of tips to help you prepare and get excited about your excellent first ever trip away from home!

What is the purpose of the introduction?

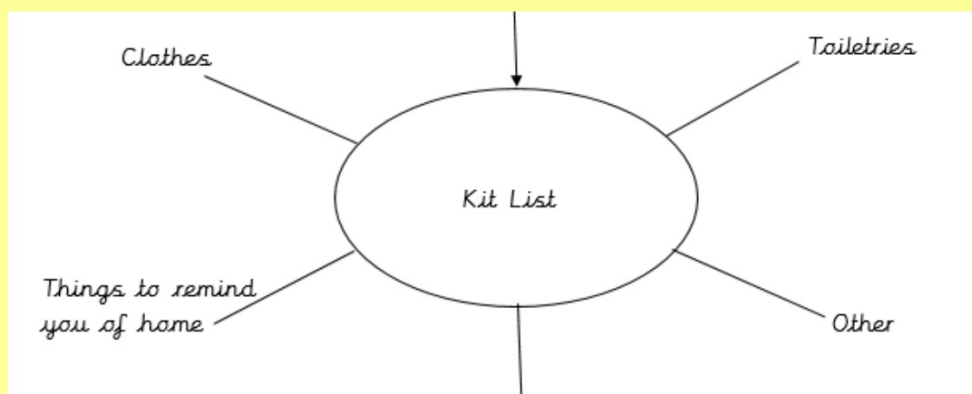
It explains what you're writing about and why you're writing.

Let's plan our introduction.



Challenge: include a rhetorical question.

Look in your Think Book from lesson 1.
What needs to go on your kit list?
How can we sort this into categories?

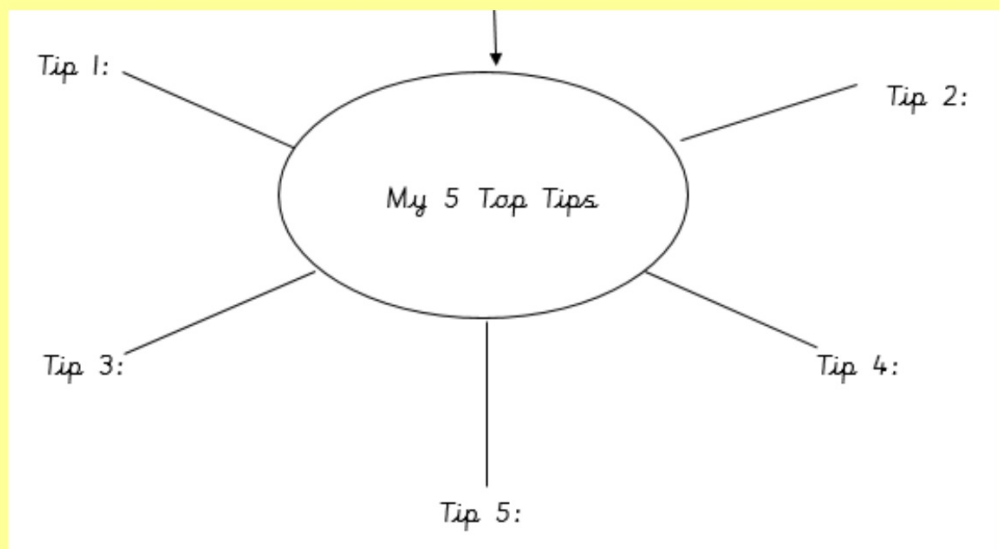


Challenge: include quantities of items to pack for a week away.

Finally, let's write our top 5 tips!

Pick your best 5 from lesson 1.

Write the tip, then add some extra information or advice.



Challenge: make sure you use imperative verbs.
Can you include other Y5 SPaG features?

