



# Hundredths

1



I'm going to use this piece to represent 1



What is the value of each of these pieces?  
Give your answer as a fraction.

a)



$\frac{1}{10}$

b)




$\frac{1}{100}$


2

Write  $<$ ,  $>$  or  $=$  to compare the fractions.


a)  $\frac{1}{10} > \frac{9}{100}$





c)  $\frac{1}{10} < \frac{20}{100}$




b)  $\frac{1}{10} < \frac{12}{100}$



d)  $\frac{2}{10} = \frac{20}{100}$



3



Eva

You can only partition 25 hundredths into 2 tenths and 5 hundredths.

I can partition it another way.



Jack

Who do you agree with? Jack

Explain why.

25 hundredths = 1 tenth + 15 hundredths

Compare answers with a partner.



4

Fill in the missing numerators to make the statements correct.

a)  $\frac{3}{10} = \frac{30}{100}$

d)  $\frac{20}{100} = \frac{2}{10}$

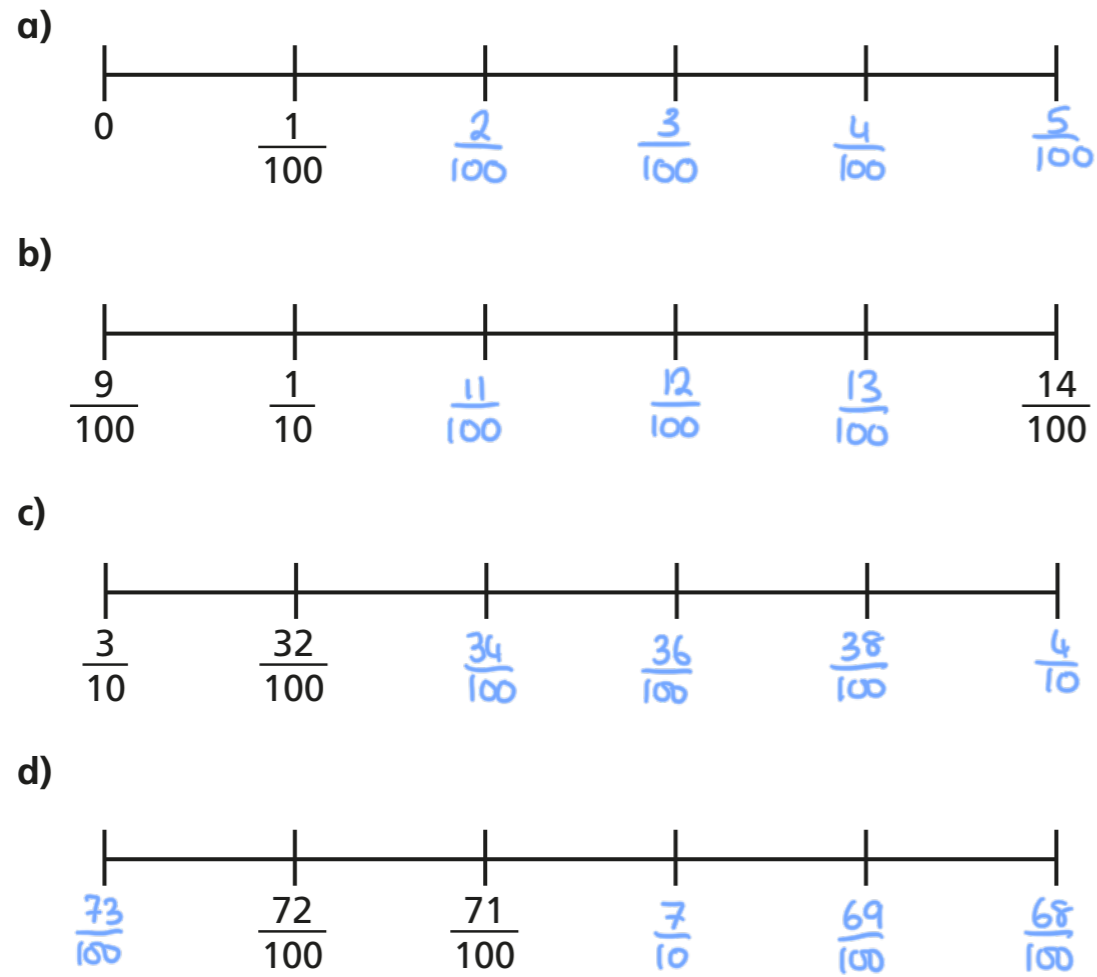
b)  $\frac{7}{10} = \frac{70}{100}$

e)  $\frac{27}{100} = \frac{2}{10} + \frac{7}{100}$


c)  $\frac{80}{100} = \frac{8}{10}$

f)  $\frac{67}{100} = \frac{6}{10} + \frac{7}{100}$

5 Complete the number lines using fractions.




6 Amir is counting 67 hundredths on a bead string.



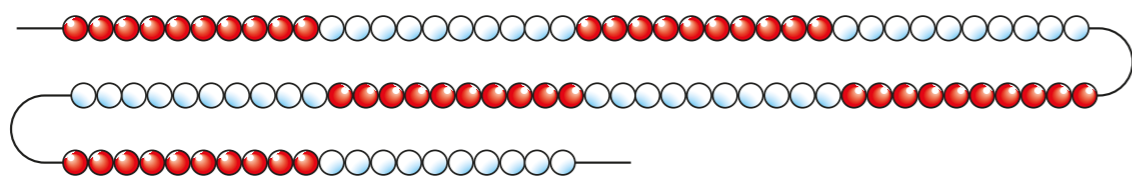
Amir

This will take a long time, because I have to count 67 beads.



Annie

You can do it faster by using tenths as well.

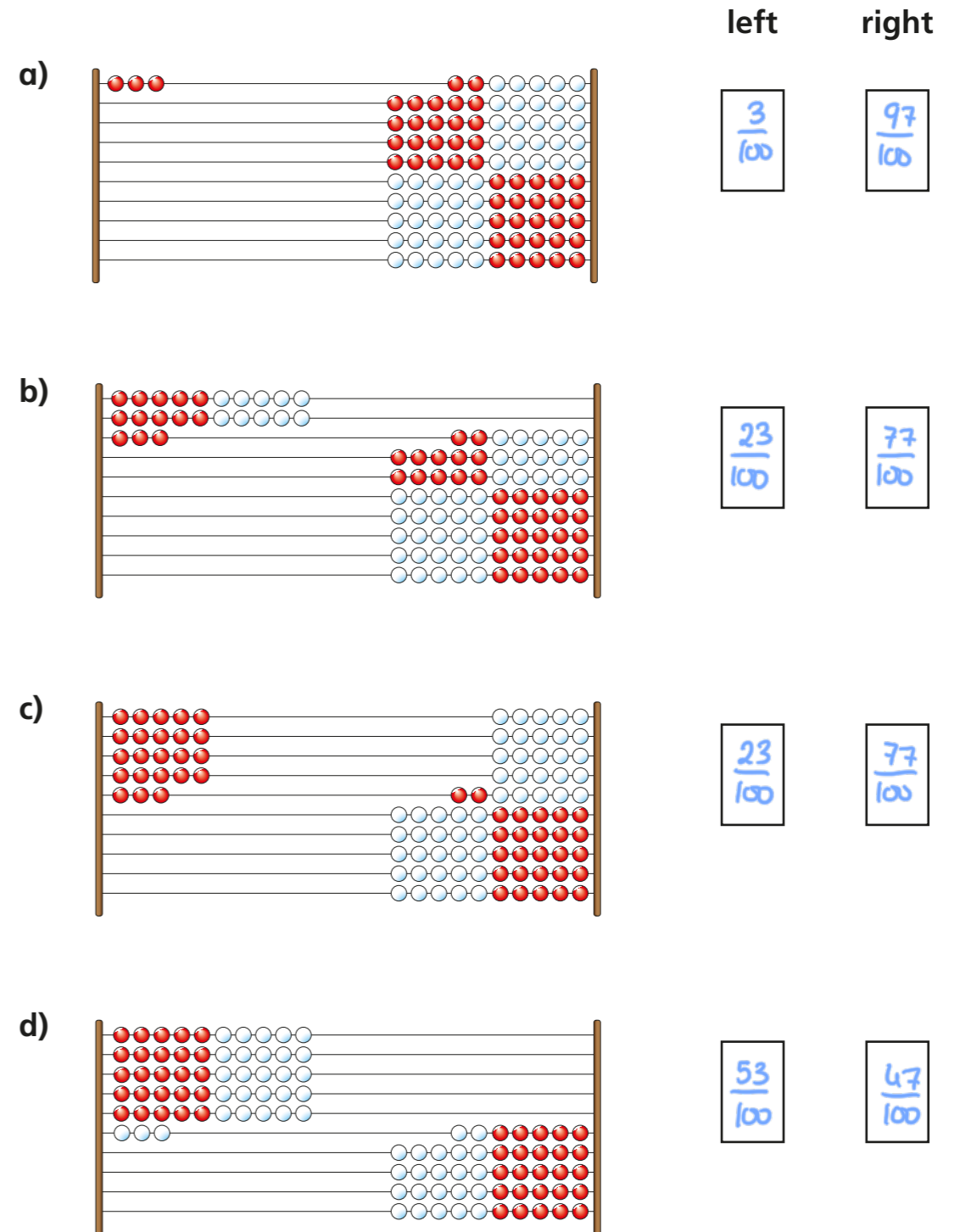


Explain to a partner how to use Annie's method.

7 These are Rekenreks made from 100 beads.

Each Rekenrek represents one whole.

Write the fraction represented on the left and on the right.



Did you use the same method as your partner?

