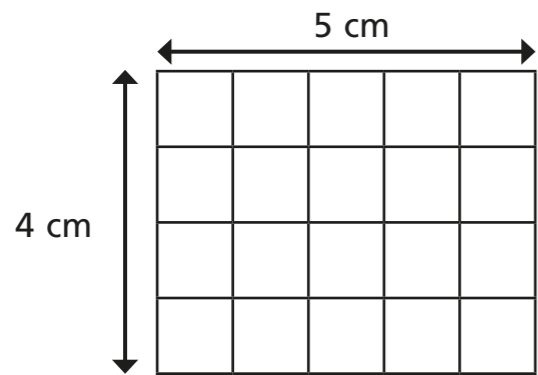


Shapes – same area

1 Use the diagram to help you complete the sentences.



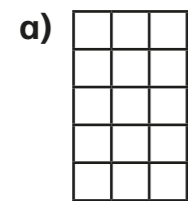
The length of the rectangle is cm.

The width of the rectangle is cm.

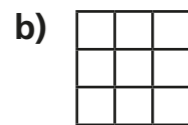
The total number of squares in the rectangle is

The area of the rectangle is cm²

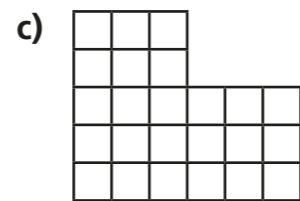
2 Work out the areas of the shapes. Each square represents 1 cm²



cm²



cm²



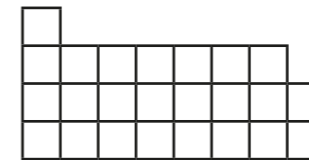
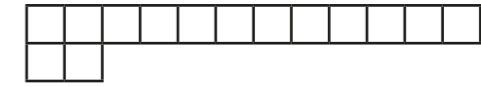
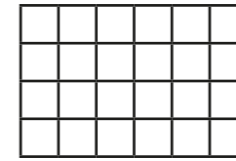


cm²


What do you notice?



3 Tick the shapes that have an area of 24 cm². Each square represents 1 cm²



4 a) Draw two different rectangles that have an area of 8 cm²
Label the side lengths of your rectangles.




b) Write the factors of 8 _____

What do you notice? Talk about it with a partner.






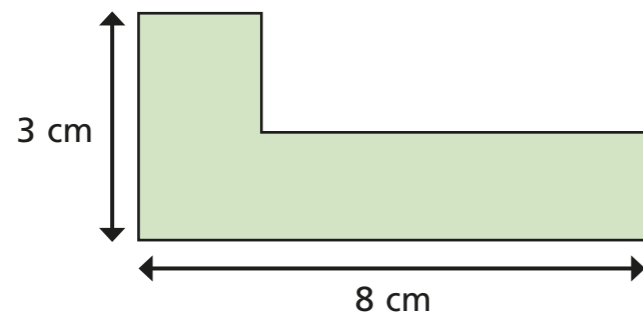
5 Draw two different rectilinear shapes that have an area of 12 cm^2



Compare shapes with a partner.



6 Rosie is finding the area of this shape.




To find the area of the shape, you can multiply 3 by 8, so the area must be 24 cm^2

Do you agree with Rosie? _____

Explain your answer.

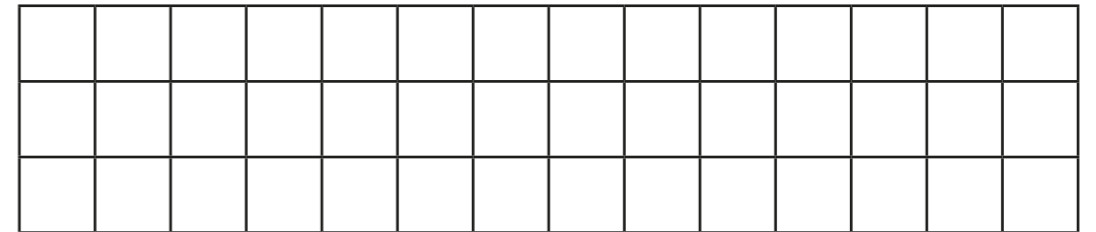
7 Here is a rectangle.



a) Work out the area of the rectangle.

area = cm^2

b) Draw a different rectilinear shape that has the same area.



Compare answers with a partner.




8



It is impossible to have a rectilinear shape with an even area if all its sides are odd numbers.

Investigate Dexter's statement to see if it is true.



Compare your findings with a partner.

