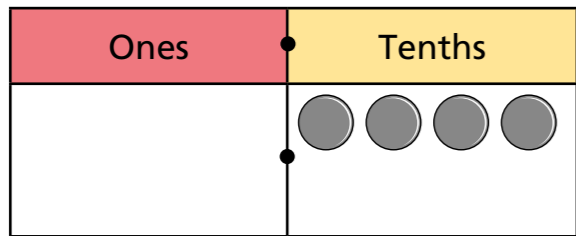
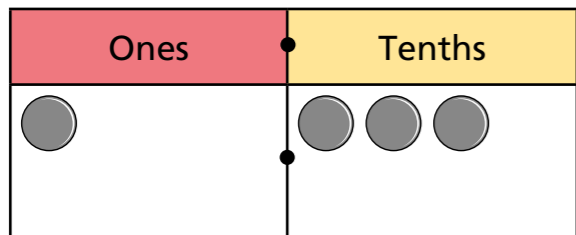


Tenths on a place value grid

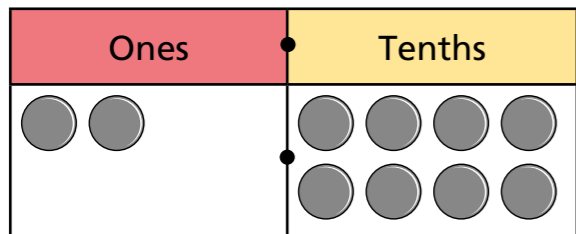
1 Write the decimal that is shown in each place value chart.



0.4

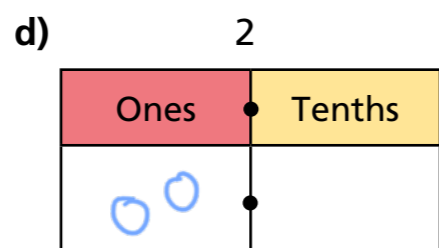
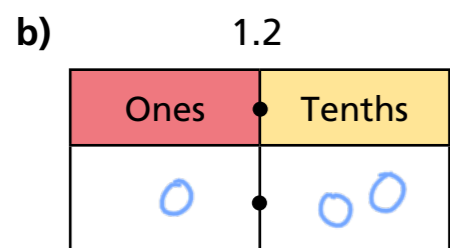
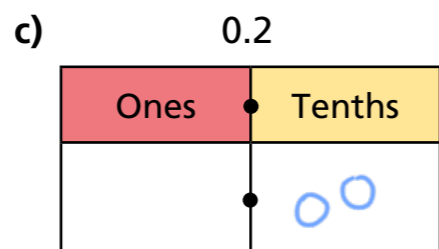
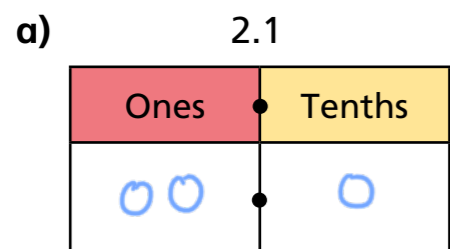


1.3

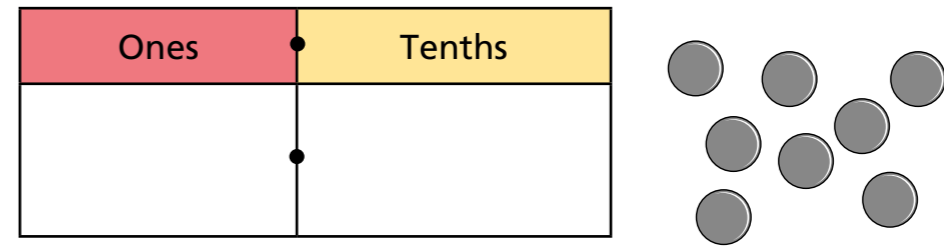


2.8

2 Draw counters on the place value charts to represent each number.



3 Rosie is using this place value chart to make numbers.



She uses all 8 counters each time.

Complete the sentences.

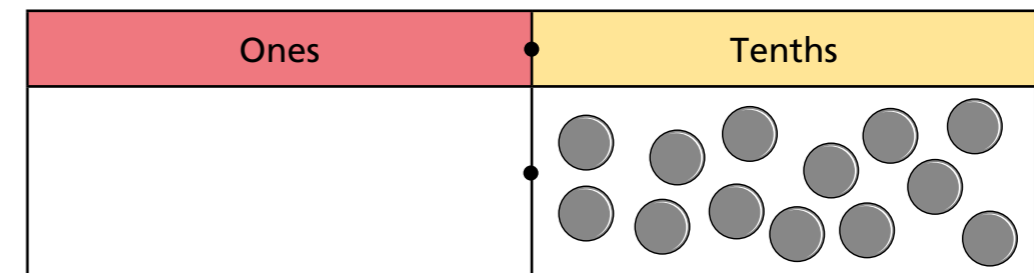
a) The smallest number possible is 0.8

b) The greatest number possible is 8

c) A number between 3 and 4 is 3.5

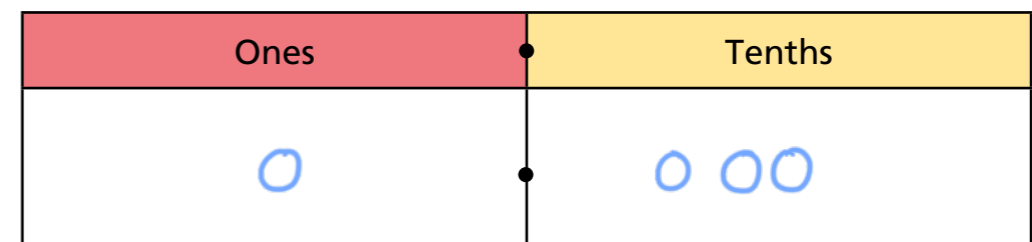
d) The closest possible number to 5 is 5.3

4 Tommy has made a number on a place value chart.



a) What number has Tommy represented? 1.3

b) Draw counters to show how Tommy could have represented this differently.



c) What method did you use? Talk about it with a partner.

5 Complete the number sentences to match the place value charts.

a)

Ones	Tenths
2	6

There are 2 ones and 6 tenths.

$$\boxed{2} \text{ ones} + \boxed{6} \text{ tenths} = \boxed{2} + \boxed{0.6} = \boxed{2.6}$$

b)

Ones	Tenths
0	9

There are 0 ones and 9 tenths.

$$\boxed{0} \text{ ones} + \boxed{9} \text{ tenths} = \boxed{0} + \boxed{0.9} = \boxed{0.9}$$

6 Draw counters to represent each number.

Write each number as a decimal.

a) There are 3 ones and 2 tenths.

Ones	Tenths
○○○	○○

3.2

b) There are 5 ones and 2 tenths.

Ones	Tenths
○○○○○	○○

5.2

c) There are 2 tenths.


Ones	Tenths
	○○

0.2

7 Match the written numbers to the place value charts.

one tenth	<table border="1"> <thead> <tr> <th>Ones</th> <th>Tenths</th> </tr> </thead> <tbody> <tr> <td style="text-align: center;">1</td> <td style="text-align: center;">2</td> </tr> </tbody> </table>	Ones	Tenths	1	2
Ones	Tenths				
1	2				
twenty-one tenths	<table border="1"> <thead> <tr> <th>Ones</th> <th>Tenths</th> </tr> </thead> <tbody> <tr> <td style="text-align: center;">2</td> <td style="text-align: center;">1</td> </tr> </tbody> </table>	Ones	Tenths	2	1
Ones	Tenths				
2	1				
twelve tenths	<table border="1"> <thead> <tr> <th>Ones</th> <th>Tenths</th> </tr> </thead> <tbody> <tr> <td style="text-align: center;">1</td> <td style="text-align: center;">0</td> </tr> </tbody> </table>	Ones	Tenths	1	0
Ones	Tenths				
1	0				
ten tenths	<table border="1"> <thead> <tr> <th>Ones</th> <th>Tenths</th> </tr> </thead> <tbody> <tr> <td style="text-align: center;">0</td> <td style="text-align: center;">1</td> </tr> </tbody> </table>	Ones	Tenths	0	1
Ones	Tenths				
0	1				

8



Six tenths added to four tenths makes ten tenths, which is a whole.

How many other ways can you make a whole from tenths?

Various answers.
