

MAKE AND DO WITH TOM GATES!

**TOM
GATES**

To celebrate the release of the BRAND NEW Tom Gates book MEGA MAKE AND DO AND STORIES TOO why not run your own BRILLIANT Tom Gates event in your bookshop, library or school? We've pulled together some FANTASTIC activity sheets for you to use during your event and below are some ideas on how to make your Tom Gates event AMAZING!

- ★ Use the activity sheets supplied, as well as sheets from the 'Fun Stuff' section of www8.scholastic.co.uk/tomgatesworld, throughout your event
- ★ Start the event by asking the children about their favourite Tom Gates character, favourite book and what their favourite things to MAKE and DO are
- ★ Liz has filmed lots of BRILLIANT videos showing kids how to doodle like Tom Gates. Why not stream one during your event? Simply visit www.youtube.com/user/scholasticfilmsuk/playlists and choose one of the videos from the Liz Pichon playlist
- ★ Share pictures of your event on Twitter and Facebook using #TomGates or by tagging @ScholasticUK

TOM GATES BOOKS

- The Brilliant World of Tom Gates - 9781407193434 PB £6.99
- Tom Gates: Excellent Excuses (and other good stuff) - 9781407193441 PB £6.99
- Tom Gates: Everything's Amazing (sort of) - 9781407193458 PB £6.99
- Tom Gates: Genius Ideas (mostly) - 9781407193465 PB £6.99
- Tom Gates is Absolutely Fantastic (at some things) - 9781407193472 PB £6.99
- Tom Gates: Extra Special Treats (not) - 9781407193489 PB £6.99
- Tom Gates: A Tiny Bit Lucky - 9781407193496 PB £6.99
- Tom Gates: Yes! No. (maybe...) - 9781407193502 PB £6.99
- Tom Gates: Top of the Class (nearly) - 9781407193519 PB £6.99
- Tom Gates: Super Good Skills (almost...) - 9781407193526 PB £6.99
- Tom Gates: DogZombies Rule (for now...) - 9781407193533 PB £6.99
- Tom Gates: Family, Friends and Furry Creatures - 9781407193540 PB £6.99
- Tom Gates: Epic Adventure (kind of) - 9781407193557 PB £6.99
- Tom Gates: Biscuits, Bands and Very Big Plans - 9781407189307 PB £6.99
- Tom Gates: What Monster? - 9781407179865 HB £12.99
- Tom Gates: Mega Make and Do and Stories Too! - 9781407174808 HB £12.99

READ
THEM
ALL!

Yippee!

By LIZ PICHON

www8.scholastic.co.uk/tomgatesworld

SCHOLASTIC

★ DOODLE YOU!!

In the space below, doodle your name and face, just like Tom has!



By **LIZ PICHON**

www8.scholastic.co.uk/tomgatesworld

SCHOLASTIC




WRITE A CRAZY CAKE RECIPE!

Tom's Granny Mavis often comes up with some VERY strange recipes. Can you think of the weirdest, most wonderful cake recipe? Why not write it down below? You can also draw pictures to show how crazy your cake would look! If you're daring enough to try and bake your cake, make sure to ask an adult for help.

INGREDIENTS

Draw a CRAZY cake here!



By LIZ PICHON





COLOUR IN ★ TOM'S DOODLE! ★

We all know how much Tom Gates loves doodling. Why not colour in the doodle below?



ADD YOUR OWN EXTRA
DOODLES TOO!



By **LIZ PICHON**

www8.scholastic.co.uk/tomgatesworld

SCHOLASTIC




**TOM
GATES**


DRAW YOUR ★ OWN CRAZY FRUIT BUNCH!

Tom's favourite TV programme
is CRAZY FRUIT BUNCH!
He doodles some of his own
characters, why don't you give
it a go too?

THE CRAZY
FRUIT BUNCH,



Draw your
CRAZY characters
here!



By LIZ PICHON

www8.scholastic.co.uk/tomgatesworld


SCHOLASTIC






DOODLE YOUR OWN BOOKMARK

Now that you finally have your hands on the latest TOM GATES book, make sure to have your very own MEGA bookmark for it! Doodle in the ones below.



DOODLE
IN THE
BOOKMARKS!



By LIZ PICHON

www8.scholastic.co.uk/tomgatesworld

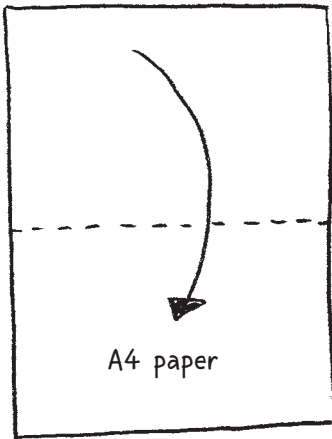




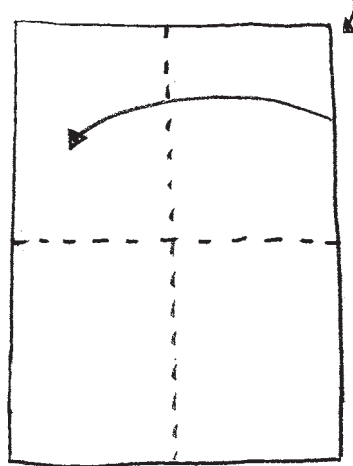
CREATE A POP-UP CARD

Is there a special day coming up for someone you know? Why not make them a card yourself! Grab a sheet of paper and follow the instructions below.

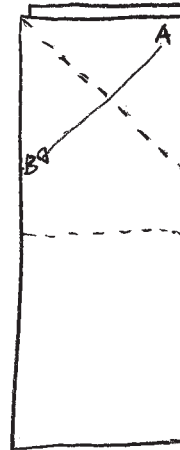
1. Fold in half THIS way.



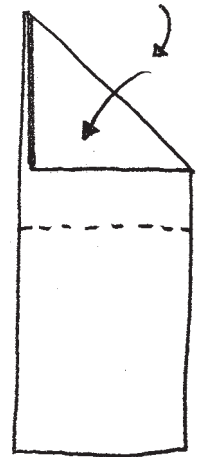
2. Then OPEN UP and fold in half THIS way.



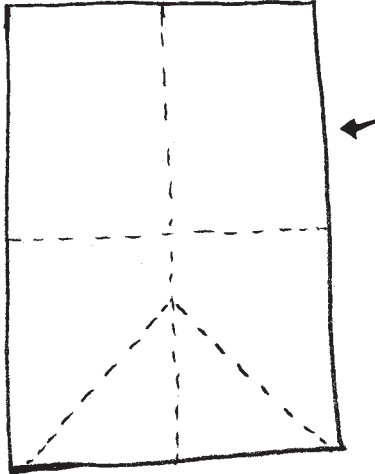
3. Fold down corner A ...



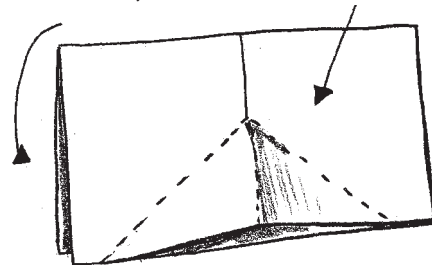
... to corner B, like this



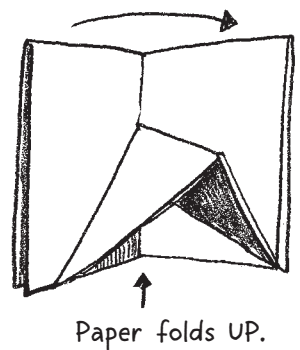
4. OPEN up your paper so you have all these FOLDS.




5. Fold in half so your triangle shape is inside the card.



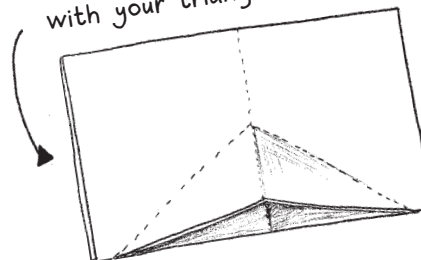
6. This bit is fiddly! You need to make your triangle shape fold UPWARDS inside your card. Use the paper folds to help you.




7. Your card should look like this when you fold it closed.



Here's the inside of the card with your triangle POP-up.



If you draw an arrow ON the triangle, it will look like it's popping up.

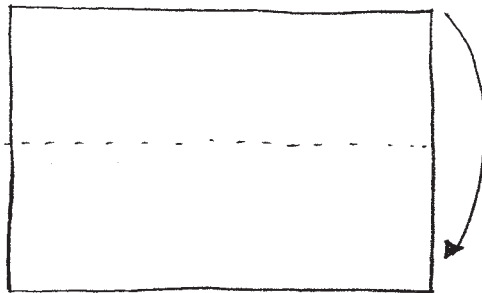


MAKE A STAND-UP MONSTER!

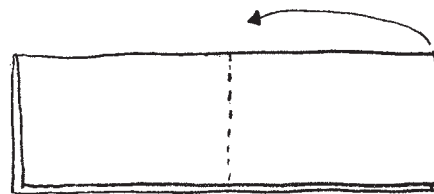
Use the instructions below to create your very own stand up monster with a sheet of paper!



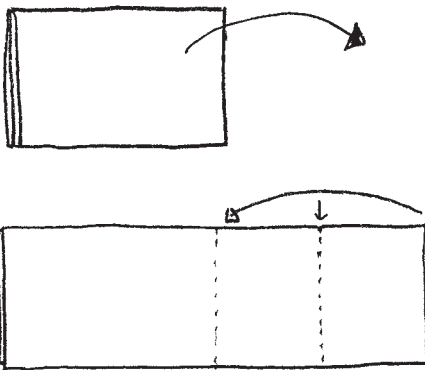
1. Take a piece of paper and fold it neatly in half.



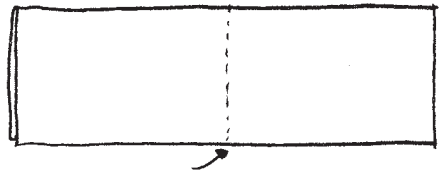
2. Then fold it in half again.



3. Open it up ...

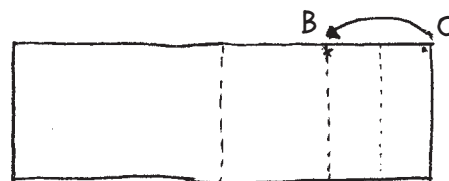
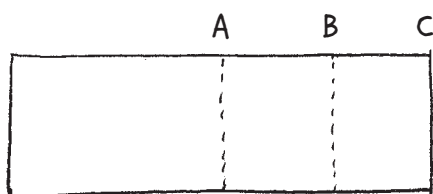


4. ... to leave a CREASE in the middle.



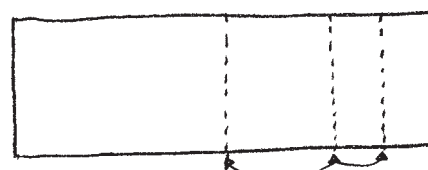

5. Take a corner and fold into the middle CREASE ...

6. ... and open it back out ...





7. ... leaving two nice creases.

8. Next fold corner C to crease B.




9. Open it back up.

10. You should have three creases.

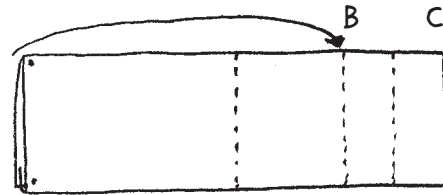


★ MAKE A ★ STAND-UP MONSTER!

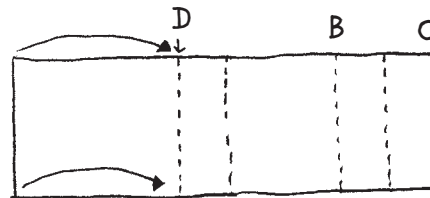
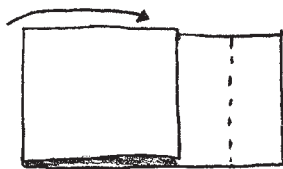


11. **TURN** over the paper and draw your monster in this section - don't draw right up to the edge though.

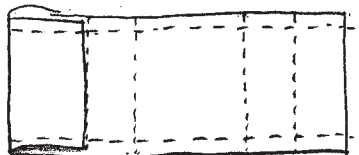
12. Then turn it back over - take the LEFT corners and fold to create B.



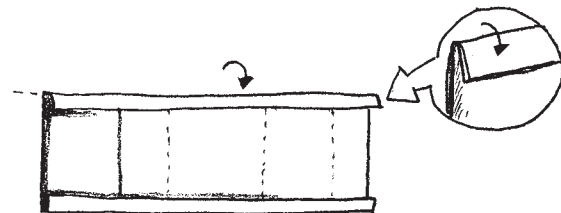
13. Make a nice crease again, then open it back up.




14. Then make one more fold to the new crease D you've just made.



15. Press down - but this time DON'T unfold it.




16. Then fold a small amount of paper over at the top and bottom.



... and slot one edge over the other to keep it rigid.

17. FOLD the monster to look like the picture ...



TA-DAH!

18. It should look like this!

